

**BID DOCUMENTS**  
**FOR**  
**2026 WATER MAIN REPLACEMENT PROJECT – CONTRACT 1**  
**DWSRF PROJECT 7920-01**



**CITY OF OWOSSO**  
**301 W. MAIN STREET**  
**OWOSSO, MICHIGAN 48867**  
**MAY 22, 2026**



**NOTICE TO BIDDERS**  
**2026 WATER MAIN REPLACEMENT PROJECT – CONTRACT 1**  
**FOR THE CITY OF OWOSSO, MICHIGAN**

Sealed proposals will be received by the city of Owosso for the **2026 WATER MAIN REPLACEMENT PROJECT – CONTRACT 1** bid and should be addressed to:

Bid Coordinator  
City of Owosso  
301 W. Main Street  
Owosso, Michigan 48867

Major items include: water main replacement, service line replacement, sanitary sewer replacement, and roadway reconstruction.

Bids will be accepted until **3:00 p.m. Tuesday, June 23, 2026** for the **2026 WATER MAIN REPLACEMENT PROJECT – CONTRACT 1** at which time bids will be publicly opened and read aloud. This bid will be considered “All or None”.

“All or None” means that bidders are required to submit pricing for all items requested. Any proposal received that does not meet this requirement will be disqualified. If said bid is not listed as “All or None” the City reserves the right to split said bid to our best benefit.

All bids must be in writing and must contain an original signature by an authorized officer of the firm. Electronic bids (i.e., telephonic, fax, email, etc.) are **NOT** acceptable.

All bids must be accompanied by a Bid Bond for a sum of not less than 5% of the total bid and shall be made payable to the city of Owosso. This amount shall be forfeited in the case of failure on the part of the successful bidder to sign a contract and furnish satisfactory bonds as required within ten (10) consecutive calendar days after the acceptance of the bid by the city of Owosso.

The bidder agrees that if the city accepts their proposal, the bidder will, within 10 consecutive calendar days after receiving notice of this acceptance, enter into a contract to furnish all labor, equipment and tools necessary to execute the work at the unit prices named in the bid proposal and will furnish the surety for performance, for one hundred percent (100%) of this bid, which shall be accepted and approved by the city.

All bids shall clearly contain on the outside of the **sealed** envelope in which they are submitted:

**2026 WATER MAIN REPLACEMENT PROJECT – CONTRACT 1**

Hard copies of the proposal, contract forms and specifications are on file and may be obtained for a fee in accordance with the city’s FOIA Policy at the office of the Bid Coordinator, City Hall, 301 West Main Street, Owosso, Michigan 48867. Bid documents are available at no charge on our website at [www.ci.owosso.mi.us](http://www.ci.owosso.mi.us) or on the MITN website at [www.mitn.info](http://www.mitn.info).

This project will be funded by a Drinking Water State Revolving Fund loan from the Michigan Department of Environmental, Great Lakes, and Energy (EGLE). Therefore, all contractors and subcontractors must comply with the EGLE Equivalency Projects Contract Boilerplate Language.

The city reserves the right to accept any proposal; or to reject any proposal; to waive irregularities in a proposal; or to negotiate if it appears to be in the best interest of the city of Owosso. The bid shall be valid for a period of 90 days from the date of opening. A bid valid for a shorter period may be rejected by the city of Owosso. During the bid validity period, the bidder shall maintain its original bid without any change to the proposed unit prices and total price.

No work can begin before April 5, 2027 and all work is to be substantially completed by July 30, 2027.

**INQUIRIES/ADDENDUMS**

Addendums will be available on the city’s website at [www.ci.owosso.mi.us](http://www.ci.owosso.mi.us) and on the MITN website at [www.mitn.info](http://www.mitn.info). All inquiries regarding this bid request must be received at least seven (7) calendar days prior to the submission and shall be received in, and responded to, in writing or by e-mail to Geric Rose, P.E., P.S. at [grose@fveng.com](mailto:grose@fveng.com). Call 810-743-9120 to arrange a field inspection.

## INSTRUCTIONS TO BIDDERS

1. Each proposal must be signed by the bidder with his usual signature. Bids by partnerships should be signed with the partnership name by one of the members of the partnership or by an authorized representative, followed by the signature and title of the person signing. Proposals by corporations must be signed with the name of the corporation, followed by the signature and designation of the president, vice-president or person authorized to bind it in the matter. **Any paperwork not filled out properly or signed will cause the bid to be considered non-responsive and shall be rejected by the city.**
2. Proposals, to receive consideration, must be received prior to the specified time of opening and reading as designated in the invitation.
3. Bidders are requested to use the proposal form furnished by the city when submitting their proposals. Envelopes must be **sealed** when submitted and clearly marked on the outside indicating the name of the bid.
4. Proposals having any erasures or corrections thereon may be rejected unless explained or noted over the signature of the bidder.
5. References in the specifications or description of materials, supplies, equipment, or services to a particular trade name, manufacturer's catalog, or model number are made for descriptive purposes to guide the bidder in interpreting the type of materials or supplies, equipment, or nature of the work desired. They should not be construed as excluding proposals on equivalent types of materials, supplies, and equipment or for performing the work in a manner other than specified. However, the bidders' attention is called to General Condition six (6).
6. Proposals should be mailed or delivered to: Bid Coordinator's Office, City Hall, 301 W. Main Street, Owosso, MI 48867.
7. Special conditions included in this inquiry shall take precedence over any conditions listed under General Conditions or Instructions to Bidders.
8. Insurance coverage – The winning bidder, prior to execution of the contract, shall file with the city copies of completed certificates of insurance naming the city of Owosso as an additional insured party, as evidence that the contractor carries adequate insurance satisfactory to the city.
9. **The following items must be included with the bid response:**
  - a. **Bidder Proposal**
  - b. **Signature Page & Legal Status/Acknowledgement of Addendum(s)**
  - c. **W-9 Request for Taxpayer ID No. and Certification**
  - d. **Good Faith Efforts Worksheet(s)**
  - e. **Certification Regarding Debarment, Suspension, and Other Responsibility Matters**

## Bidder Proposal

### 2026 WATER MAIN REPLACEMENT PROJECT – CONTRACT 1

TO: THE CITY OF OWOSSO (HEREINAFTER CALLED THE “CITY”)

Bidder must provide pricing for each item listed. If additional pricing elements are being offered by the bidder, they are to be listed under “other services/items offered.”

The undersigned, having examined the bid proposal forms and specifications, does hereby offer to 2026 WATER MAIN REPLACEMENT PROJECT – CONTRACT 1 listed below at the following prices to wit:

#### Water Main (Items 1-72)

Item	Description	Approx. Quantity	Unit	Unit Price	Total Price
1	Mobilization, Max \$219,600, (Water Main)	1	LSUM		
2	Tree, Rem, 37 inch or Larger	1	Ea		
3	Stump, Rem, 19 inch to 36 inch	1	Ea		
4	Curb and Gutter, Rem	1,150	Ft		
5	Pavt, Rem	2,450	Syd		
6	Sidewalk, Rem	900	Syd		
7	Erosion Control, Inlet Protection, Fabric Drop	28	Ea		
8	Subbase, CIP	100	Cyd		
9	Aggregate Base, 8 inch, Modified	2,200	Syd		
10	Maintenance Gravel	500	Ton		

Item	Description	Approx. Quantity	Unit	Unit Price	Total Price
11	Sanitary Serv Conflict	10	Ea		
12	Abandoned Gas Main Conflict	10	Ea		
13	Dr Structure Cover, Adj, Case 1	10	Ea		
14	HMA, 13A	900	Ton		
15	Driveway, Nonreinf Conc, 6 inch	150	Syd		
16	Driveway, Nonreinf Conc, 7 inch	90	Syd		
17	Curb and Gutter, Conc, Det F4	1,150	Ft		
18	Detectable Warning Surface, Modified	125	Ft		
19	Curb Ramp Opening, Conc	175	Ft		
20	Sidewalk, Conc, 4 inch	2,800	Sft		
21	Sidewalk, Conc, 6 inch	2,350	Sft		
22	Sidewalk, Conc, 7 inch	650	Sft		
23	Curb Ramp, Conc, 4 inch	1,900	Sft		
24	Curb Ramp, Conc, 7 inch	1,200	Sft		
25	Post, Steel, 3 Pound	160	Ft		
26	Sign, Type III, Rem	10	Ea		

Item	Description	Approx. Quantity	Unit	Unit Price	Total Price
27	Sign, Type III, Erect, Salv	10	Ea		
28	Turf Establishment, Performance	2,600	Syd		
29	Barricade, Type III, High Intensity, Double Sided, Furn & Oper	38	Ea		
30	Pedestrian Type II Barricade, Temp	40	Ea		
31	Lighted Arrow, Type C, Furn & Oper	5	Ea		
32	Minor Traf Devices, Max \$20,000	1	LSUM		
33	Plastic Drum, High Intensity, Furn & Oper	250	Ea		
34	Sign, Type B, Temp, Prismatic, Furn & Oper	1,750	Sft		
35	Traf Regulator Control	1	LSUM		
36	Testing and Chlorination of Water Main	1	LSUM		
37	Connect to Ex. Water Main	28	Ea		
38	Water Main, Rem	375	Ft		
39	Water Main, Abandon in Place	1,600	Ft		
40	Existing Valve with Valve Box Abandonment	30	Ea		
41	Existing Valve with Valve Box Removal	3	Ea		
42	Hydrant, Rem	5	Ea		

Item	Description	Approx. Quantity	Unit	Unit Price	Total Price
43	Water Main, C909 PVC, 4 inch, Tr Det G, Modified	25	Lf		
44	Water Main, C909 PVC, 6 inch, Tr Det G, Modified	180	Lf		
45	Water Main, C909 PVC, 8 inch, Tr Det G, Modified	2,400	Lf		
46	Water Main, C909 PVC, 12 inch, Tr Det G, Modified	510	Lf		
47	Water Main, C900 PVC, 8 inch, Bore	2,000	Lf		
48	Water Main, C900 PVC, 12 inch, Bore	1,550	Lf		
49	Water Main, 4 inch, Cut and Plug, Modified	15	Ea		
50	Water Main, 6 inch, Cut and Plug, Modified	12	Ea		
51	Water Main, 8 inch, Cut and Plug, Modified	5	Ea		
52	Water Main, 12 inch, Cut and Plug, Modified	2	Ea		
53	Gate Valve and Box, 4 inch, Modified	3	Ea		
54	Gate Valve and Box, 6 inch, Modified	3	Ea		
55	Gate Valve and Box, 8 inch, Modified	21	Ea		
56	Gate Valve and Box, 12 inch, Modified	8	Ea		
57	Insertion Valve and Box, 6 inch	2	Ea		
58	8" x 6" Tee	8	Ea		
59	4" Plug	2	Ea		

Item	Description	Approx. Quantity	Unit	Unit Price	Total Price
60	6" Plug	3	Ea		
61	8" Plug	3	Ea		
62	4" 45° Bend	2	Ea		
63	8" 45° Bend	55	Ea		
64	8" 22.5° Bend	2	Ea		
65	6" 45° Bend	12	Ea		
66	8" 90° Bend	2	Ea		
67	2" Blow-off and Copper Line to Surface	27	Ea		
68	8" x 4" Reducer	1	Ea		
69	8" x 6" Reducer	10	Ea		
70	8" Cross	2	Ea		
71	Cut and Plug	10	Ea		
72	Fire Hydrant and Valve Assembly	12	Ea		

Bidder's Initial \_\_\_\_\_

Subtotal of Water Main (Bid Items 1-72):

\_\_\_\_\_ (use words)

\$ \_\_\_\_\_ (use figures)

*(Note: Bid items 73-99 reserved for additional items, if necessary)*

**Water Service Line (Items 101-104)**

Item	Description	Approx. Quantity	Unit	Unit Price	Total Price
101	1 inch Copper Service Lead, Type "K", Modified	4,500	Ft		
102	Curb Box, Stop, 1 inch Corporation Stop and Connection, Modified	110	Ea		
103	Supply & Install Meter Pit, Complete	20	Ea		
104	Water Meter Pit, Rem	20	Ea		

Bidder's Initial \_\_\_\_\_

Subtotal of Water Service Line (Bid Items 101-104):

\_\_\_\_\_ (use words)

\$ \_\_\_\_\_ (use figures)

*(Note: Bid items 105-199 reserved for additional items, if necessary)*

**Sanitary Sewer (Items 201-217)**

Item	Description	Approx. Quantity	Unit	Unit Price	Total Price
201	Mobilization, (\$73,200), Sanitary Sewer	1	Ft		
202	Dr Structure, Rem	11	Ea		
203	Sewer, Rem, Less than 24 inch	2,015	Ft		

Item	Description	Approx. Quantity	Unit	Unit Price	Total Price
204	Pavt, Rem	1,100	Syd		
205	Maintenance Gravel	475	Ton		
206	Aggregate Base, 8 inch, Modified	1,100	Syd		
207	Sewer, SDR-26, 4 inch, Tr Det B, Modified	100	Ft		
208	Sewer, SDR-26, 6 inch, Tr Det B, Modified	100	Ft		
209	Sewer, SDR-26, 8 inch, Tr Det B, Modified	950	Ft		
210	Sewer, SDR-26, 10 inch, Tr Det B, Modified	375	Ft		
211	Sewer, SDR-26, 12 inch, Tr Det B, Modified	700	Ft		
212	Dr Structure, Tap, 12 inch	1	Ea		
213	Dr Structure Cover, Adj, Case 1	6	Ea		
214	Dr Structure Cover, EJ 1040 w/ Solid Gasket Sealed Cover	12	Ea		
215	Dr Structure, 48 inch dia, Sanitary, Modified	10	Ea		
216	Sanitary Sewer, Bypass Pumping	1	LSUM		
217	HMA, 13A	475	Ton		

Bidder's Initial \_\_\_\_\_

Subtotal of Sanitary Sewer (Bid Items 201-217):

---

(use words)

\$

---

(use figures)

*(Note: Bid items 218-299 reserved for additional items, if necessary)*

**Street (Items 301-358)**

Item	Description	Approx. Quantity	Unit	Unit Price	Total Price
301	Mobilization, Max \$85,400, (Road and Storm)	1	LSUM		
302	Dr Structure, Rem	13	Ea		
303	Sewer, Rem, Less than 24 inch	280	Ft		
304	Sewer, Rem, 24 inch to 48 inch	210	Ft		
305	Curb and Gutter, Rem	1,750	Ft		
306	Pavt, Rem	325	Syd		
307	Sidewalk, Rem	400	Syd		
308	Embankment, CIP	70	Cyd		
309	Excavation, Earth	815	Cyd		
310	Subgrade Undercutting, Type II	100	Cyd		

Item	Description	Approx. Quantity	Unit	Unit Price	Total Price
311	Erosion Control, Inlet Protection, Fabric Drop	10	Ea		
312	Subbase, CIP	100	Cyd		
313	Aggregate Base, 4 inch, Modified	600	Syd		
314	Aggregate Base, 8 inch, Modified	3,300	Syd		
315	Maintenance Gravel	100	Ton		
316	Approach, CI II, LM	85	Cyd		
317	Geotextile, Separator, Modified	3,900	Syd		
318	Sewer, CI E, 30 inch, Tr Det B	30	Ft		
319	Sewer, CI E, 48 inch, Tr Det B	95	Ft		
320	Sewer, CI E, 54 inch, Tr Det B	125	Ft		
321	Sewer, SDR-26, 4 inch, Tr Det B, Modified	15	Ft		
322	Sewer, SDR-26, 10 inch, Tr Det B, Modified	250	Ft		
323	Sewer, SDR-26, 12 inch, Tr Det B, Modified	50	Ft		
324	Abandoned Gas Main, Conflict	5	Ea		
325	Dr Structure Cover, Adj, Case 1	1	Ea		
326	Dr Structure, Adj, Add Depth	10	Ft		

Item	Description	Approx. Quantity	Unit	Unit Price	Total Price
327	Dr Structure, Tap, 10 inch	5	Ea		
328	Dr Structure Cover, EJ 7000	12	Ea		
329	Dr Structure Cover, EJ 1040 w/ Vented Cover	7	Ea		
330	Dr Structure Cover, EJ 1040 w/ Type N Oval Grate	2	Ea		
331	Dr Structure, 36 inch dia, Modified	11	Ea		
332	Dr Structure, 48 inch dia, Modified	2	Ea		
333	Dr Structure, 60 inch dia, Modified	1	Ea		
334	Dr Structure, 72 inch dia, Modified	1	Ea		
335	Dr Structure, 84 inch dia, Modified	1	Ea		
336	Dr Structure, 96 inch dia, Modified	1	Ea		
337	Dr Structure, 108 inch dia, Modified	1	Ea		
338	8' x 2' Double Cell Box Culvert	20	Ft		
339	Dr Structure, 8 foot by 8 foot Vault, Modified	2	Ea		
340	HMA Surface, Rem	3,300	Syd		
341	Hand Patching	10	Ton		
342	HMA, 3EML	595	Ton		

Item	Description	Approx. Quantity	Unit	Unit Price	Total Price
343	HMA, 5EML	300	Ton		
344	Driveway, Nonreinf Conc, 6 inch	370	Syd		
345	Driveway, Nonreinf Conc, 7 inch	25	Syd		
346	Spillway, Conc	12	Ft		
347	Curb and Gutter, Conc, Det F4	1,800	Ft		
348	Detectable Warning Surface, Modified	10	Ft		
349	Curb Ramp Opening, Conc	14	Ft		
350	Sidewalk, Conc, 4 inch	700	Sft		
351	Sidewalk, Conc, 6 inch	3,000	Sft		
352	Sidewalk, Conc, 7 inch	150	Sft		
353	Curb Ramp, Conc, 4 inch	500	Sft		
354	Curb Ramp, Conc, 7 inch	150	Sft		
355	Turf Establishment, Performance	2,700	Syd		
356	Post, Steel, 3 lb	60	Ft		
357	Sign, Type III. Erect, Salv	5	Ea		
358	Sign, Type III, Rem	5	Ea		

Bidder's Initial \_\_\_\_\_

Subtotal of Street (Bid Items 301-358):

---

(use words)

\$

---

(use figures)

*(Note: Bid items 359-399 reserved for additional items, if necessary)*

**BID TOTAL (ITEMS 1-72, 101-104, 201-217, & 301-358)**

---

(use words)

\$

---

(use figures)

VARIANCE FROM SPECIFICATIONS: If the bidder is unable to comply with the specifications as outlined, the bidder shall clearly note these variations from the specifications. The bidder may also propose additions to these specifications for the city to consider, but the costs associated with these additions shall be stated separately.

If the work is not complete on or before the date set for completion or any extension, the Contractor shall pay the city liquidated damages of *one thousand dollars (\$1,000.00)* per calendar day until the work is satisfactorily completed. Liquidated damages for delay may be deducted from payments due the contractor or may be collected from the Contractor or the Contractor's surety.

The undersigned agrees that if the city accepts this proposal, Contractor will, within 10 consecutive calendar days after receiving notice of this acceptance, enter into a contract to furnish all labor, equipment and tools necessary to execute the work at the unit prices named in the bid proposal. Contractor will furnish the surety for performance, for 100% of this bid, which shall be accepted and approved by the city.

The undersigned agrees that if the city accepts this proposal, Contractor will start this project no sooner than April 5, 2027 and will substantially complete the entire work under this contract by July 30, 2027. This schedule may be extended for rain days or cold weather for calendar days after July 30, 2027, only as approved by the city of Owosso.

On behalf of \_\_\_\_\_, I hereby submit this proposal for **2026 WATER MAIN REPLACEMENT PROJECT – CONTRACT 1** for your consideration. The undersigned acknowledges that this proposal is subject to the General Conditions and the General Specifications included in the contract documents. The undersigned certifies that he is an official legally authorized to bind his firm and to enter into a contract should the city accept this proposal. In submitting this proposal, it is understood that the right is reserved by the CITY to reject any and all proposals and waive any irregularities in the bidding process. The CITY may award this contract based on any combination of the total bid and/or alternates.

**Bid proposal by (Name of Firm):**

---

**Please check the appropriate box and USE CORRECT LEGAL NAME.**

---

Corporation

State of Incorporation:

---

Partnership

List of names:

---

DBA

State full name:

---

Other

Explain:

---

**Signature of Bidder:**

---

**Title:**

---

**Signature of Bidder:**

---

**Title:**

---

**Address:**

---

**City, Zip:**

---

**Telephone:**

---

**Email Address:**

---

**Signed this**

**Day of**

**2026**

---

**Bidder acknowledges receipt of the following Addenda:**

---

**ADDENDUM NO: BIDDER'S INITIALS:**

---

---

---

---

## **GENERAL CONDITIONS**

### **1. BID ACCEPTANCE**

The city reserves the right to reject any or all proposals. Unless otherwise specified, the city reserves the right to accept any item in the proposal. In case of error in extending the total amount of the bid, the unit prices shall govern. The city objects to any additional terms stated in any documents submitted by the contractor. Performance pursuant to our Purchase Order/Equipment Agreement constitutes a course of conduct consisting of Contractor's Agreement to the terms of our Purchase Order/Equipment Agreement.

### **2. PAYMENT**

Unless otherwise stated by the bidder, time, concerning discount offered, will be computed from date of delivery and acceptance at destination or from date correct bill or claim voucher properly certified by the contractor is received. When so stated herein, partial payments, based on a certified approved estimate by the city of materials, supplies or equipment delivered or work done, may be made upon presentation of a properly-executed claim voucher. The final payment will be made by the city when materials, supplies, equipment or the work done have been fully delivered or completed to the full satisfaction of the city.

### **3. BID DEFAULT**

In case of default by the bidder or contractor, the city of Owosso may procure the articles or services from other sources and hold the bidder or contractor responsible for any excess cost occasioned thereby.

### **4. UNIT PRICES**

Prices should be stated in units of quantity specified.

### **5. QUOTED PRICES**

Unless otherwise stated by the bidder, prices quoted will be considered as being based on delivery to a designated destination and to include all charges for packing, crating, containers, shipping, etc., and being in strict accordance with specifications and standards as shown.

### **6. SUBSTITUTIONS**

Wherever a reference is made in the specifications or description of the materials, supplies, equipment, or services required, to a particular trade name, manufacturer's catalog, or model number, the bidder, if awarded a contract or order, will be required to furnish the particular item referred to in strict accordance with the specifications or description unless a departure or substitution is clearly noted and described in the proposal.

### **7. HOLD CITY HARMLESS**

The bidder, if awarded an order or contract, agrees to protect, defend, and save the city harmless against any demand for payment for the use of any patented material, process, article, or device that may enter into the manufacture, construction, or form a part of the work covered by either order or contract. Bidder further agrees to indemnify and save the city harmless from suits or action of every nature and description brought against it, for or on account of any injuries or damages received or sustained by any party or parties, by or from any of the acts of the contractor, his employees, subcontractors, or agents.

### **8. COMPETITIVE BIDDING STATUTES**

The laws of the state of Michigan, the charter and ordinances of the city of Owosso, as far as they apply to the laws of competitive bidding, contracts and purchases, are made a part hereof.

### **9. SAMPLES**

Samples, when requested, must be furnished free of expense to the city and, if not destroyed, will upon request be returned at the bidder's expense.

## 10. BONDS

A certified check or bid bond may be required, payable to the City of Owosso. If so required in the bid documents, a performance bond and labor and material bond in the amounts stated in the bid documents shall be on file with the city before work commences. The city will determine the amount and sufficiency of the sureties.

## 11. PROPOSAL GUARANTEE

All checks or bid bonds, except those of the three lowest bidders, will be returned when the bids have been opened and tabulated. The certified checks or bid bonds of the three lowest bidders will be held until the contract documents have been signed, after which remaining certified checks or bid bonds will be returned to the respective bidders.

## 12. BIDDERS

The city may demand that the contractor file a sworn experience and financial statement setting forth the financial resources, adequacy of plant and equipment, organization, experience and other pertinent and material facts as may be desirable.

## 13. INSURANCE AND HOLD HARMLESS

To the fullest extent permitted by law the Contractor agrees to defend, pay on behalf of, indemnify, and hold harmless the City of Owosso, its elected and appointed officials, employees, agents and volunteers, and others working on behalf of the City of Owosso against any and all claims, demands, suits, or loss, including all costs connected therewith, and for any damages which may be asserted, claimed, or recovered against or from the City of Owosso, by reason of personal injury, including bodily injury or death and/or property damage, including loss of use thereof, for all actions of the Contractor.

Contractor shall not commence work under this contract until they have obtained the insurance required under this paragraph, and shall keep such insurance in force during the entire life of this contract. All coverage shall be with insurance companies licensed and admitted to do business in the State of Michigan and acceptable to the City of Owosso. The requirements below should not be interpreted to limit the liability of Contractor. All deductibles and SIR's are the responsibility of Contractor. Contractor shall procure and maintain the following insurance coverage:

- a. Worker's Compensation Insurance including Employers' Liability Coverage, in accordance with all applicable statutes of the State of Michigan.
- b. Commercial General Liability Insurance on an "Occurrence Basis" with limits of liability not less than \$1,000,000 per occurrence and aggregate. Coverage shall include the following extensions: (A) Contractual Liability; (B) Products and Completed Operations; (C) Independent Contractors Coverage; (D) Broad Form General Liability Extensions or equivalent, if not already included. (E) Explosion, Collapse, and Underground (XCU) coverage, if applicable. Limits may be obtained by the use of primary and excess/umbrella liability policies.
- c. Automobile Liability including Michigan No-Fault Coverages, with limits of liability not less than \$1,000,000 per occurrence, combined single limit for Bodily Injury, and Property Damage. Coverage shall include all owned vehicles, all non-owned vehicles, and all hired vehicles.
- d. Owners' and Contractor Protective Liability: The Contractor shall procure and maintain during the life of this contract, a separate Owners' and Contractor's Protective Liability Policy with limits of liability not less than \$1,000,000 per occurrence and aggregate for Personal Injury, Bodily Injury, and Property Damage. The City of Owosso shall be the "Named Insured" on said coverage.

- e. Additional Insured: Commercial General Liability and Automobile Liability as described above shall include an endorsement stating the City of Owosso shall be listed as additional insured. It is understood and agreed by naming the City of Owosso as additional insured, coverage afforded is considered to be primary and any other insurance the City of Owosso may have in effect shall be considered secondary and/or excess.
- f. Cancellation Notice: All policies, as described above, shall include an endorsement stating that it is understood and agreed Thirty (30) days, Ten (10) days for non-payment of premium, Advance Written Notice of Cancellation, shall be sent to: **(The City of Owosso, Terri Sinn, Insurance Coordinator, 301 W. Main Street, Owosso, MI 48867).**
- g. Proof of Insurance Coverage: Contractor shall provide the City of Owosso at the time that the contracts are returned by him/her for execution, a Certificate of Insurance as well as the required endorsements. In lieu of required endorsements, if applicable, a copy of the policy sections where coverage is provided for additional insured and cancellation notice would be acceptable.

If any of the above coverages expire during the term of this contract, the Contractor shall deliver renewal certificates and endorsements to the City of Owosso at least ten (10) days prior to the expiration date.

#### 14. PROTECTION OF LAND MONUMENTS AND PROPERTY STAKES

Land monuments or stakes marking property corners shall not be moved or otherwise disturbed except as directed by the city. If any land monuments or lot stakes are moved or disturbed by the contractor, the cost of replacing each land monument or lot stake so moved or disturbed shall be deducted from any money due the contractor, as payment to the city for the cost of replacing said land monument or lot stakes.

#### 15. CONTRACTOR'S RESPONSIBILITY FOR WORK

The contractor shall be responsible for any damages that the work may sustain before its acceptance, and shall rebuild, repair, restore and make good, at its own expense, all injuries and damages to any portion of the work by the action of the elements or from any cause whatsoever before its acceptance. Neither the final payment nor any provision in the contract documents shall relieve the contractor of the responsibility for negligence or faulty materials or workmanship within the extent and period provided by law, and, upon written notice, the contractor shall remove any defects due therefrom and pay for any damaged due to other work resulting therefrom, which shall appear within one year after the date of completion and acceptance.

#### 16. PAYMENT

At monthly intervals commencing after construction has been started, the city will make partial payment to the contractor based on a duly-certified estimate prepared by the city of the work done by the contractor during the preceding four-week period. Each estimate will be submitted to the city council for approval on either the first or third Monday of each month. The city will retain ten percent (10%) of the amount of each such estimate until final completion and acceptance of all work covered by this contract. Before the contractor shall demand final estimates or payment, contractor will furnish to the city, supported by sworn statements, satisfactory evidence that all persons that have supplied labor, materials, or equipment for the work embraced under this contract have been fully paid for the same; and that, in case such evidence be not furnished as aforesaid, such sums as the city may deem necessary to meet the lawful claims of such persons may be retained by the city from any monies that may be due or become due to the contractor under this contract until such liabilities shall be fully discharged and the evidence thereof be furnished to the city.

17. CITY'S RIGHT TO WITHHOLD CERTAIN AMOUNTS AND MAKE APPLICATION THEREOF  
Besides the payment to be retained by the city under the preceding provisions of these general conditions, the city may withhold a sufficient amount of any payment otherwise due to the contractor to cover a) payments earned or due for just claims for furnish labor or materials on the project under this contract, b) for defective work not remedied and c) for failure of the contractor to make proper payments to subcontractors. The city shall disburse and shall have the right to act as agent for the contractor in disbursing such funds as have been previously withheld pursuant to this paragraph to the party or parties who are entitled to payment from it. The city will pay to the contractor a proper accounting of all such funds disbursed for the contractor.

#### 18. OWNER'S RIGHT TO DO WORK

If the contractor should neglect to prosecute the work properly or fail to perform any provisions of this contract, the city, after three (3) days' written notice to the contractor and contractor's surety, may without prejudice to any other remedy he may have, make good such deficiencies and may deduct the cost of it from the payment due the contractor.

#### 19. DEFINITION OF NOTICE

Where in any of the contract documents there is any provision in respect to the giving of notice, such notice shall be deemed given to the owner, when written notice is delivered to the city manager, or placed in the United States mail addressed to the city clerk; as to the contractor, when a written notice shall be delivered to contractor's representative at the project site or by mailing such written notice in the United States mail addressed to the contractor at the place stated in the bid proposal as the business address; as to the surety on the performance bond, when a written notice is placed in the United States mail addressed to the surety at the surety's home office or to its agent or agents who executed such performance bond on behalf of the surety.

#### 20. SUBCONTRACTS

The contractor shall not subcontract any work in the execution of this contract without the written consent of the city. The contractor shall be responsible for the acts or omissions of any subcontractor and of anyone employed directly or indirectly by such subcontractor.

#### 21. ASSIGNMENT OF CONTRACT

The contractor shall not assign this contract or any part hereof without the written consent of the city. No assignment shall be valid unless it shall contain a provision that any funds to be paid to the assignee under this agreement are subject to a prior lien for services rendered or materials or supplies for the performance of the work specified in the contract in favor of all persons, firms, or corporations rendering such services or supplying such materials.

#### 22. MAINTAINING TRAFFIC

The contractor shall provide flares, signs, barricades, traffic regulators, etc., to conform to the current *Michigan Manual of Uniform Traffic Control Devices* or as directed by the city. The contractor shall not close any road or street without the permission of the city. If any street or road is to be closed by the contractor, it shall be the responsibility of the contractor to notify the Owosso fire department when the street will be closed and again when the street is open to traffic. Traffic control devices for any detours deemed necessary by the city shall be provided by the contractor. Cost of maintaining shall be incidental to the cost of the project unless otherwise provided.

#### 23. ORDER OF COMPLETION

The contractor shall submit, whenever requested by the city, a schedule of the work showing completion dates. The city may request that certain portions of the work be done before other portions. If so requested, the contractor shall arrange to schedule to meet the request by the owner.

#### 24. USE OF COMPLETED PORTIONS

The city shall have the right to take possession and use any completed or partially completed portions of the work; but such taking possession and use shall not be deemed acceptance. Pending final completion and acceptance of the work, all necessary repairs and adjustments on any section of the work due to defective material, workmanship, natural causes, or other operations of the contractor, other than normal wear and tear, shall be done by and at the expense of the contractor.

#### 25. WATER SUPPLY

The contractor shall secure an adequate water supply for use in construction and for drinking water for his employees. If the city's water is used on the work, the contractor shall make the necessary application and shall pay all costs involved. Connections, piping and fittings for conveying water shall be furnished and maintained by the contractor. Contractor shall pay for water according to the city's established rates.

#### 26. CLEANUP

The contractor shall keep the project free from waste materials or rubbish caused by its employees or work. This includes as a minimum excess excavation or backfill material, broken or rejected materials, empty containers or general debris. The owner may require complete cleanup of certain areas as construction is completed.

#### 27. SUPERVISION

The contractor shall have a superintendent on the job site to coordinate and expedite the various construction activities for the duration of this contract.

#### 28. EQUAL EMPLOYMENT OPPORTUNITY AND OTHER CLAUSES

The contractor shall agree not to discriminate against any employee or applicant for employment because of age, race, religion, color, handicap, sex, physical condition, developmental disability as defined by Michigan Compiled Statutes, or national origin. This provision shall include but not be limited to the following: employment, upgrading, demotion or transfer, recruitment or recruitment advertising, layoff or termination, rate of pay or other forms of compensation, and selection for training including apprenticeship. The contractor further agrees to take affirmative action to ensure equal employment opportunities for persons with disabilities. The contractor agrees to post in conspicuous places, available to employees and applicants for employment, notices setting forth the provision of the non-discrimination clause.

## W-9 INFORMATION FOR LEGAL STATUS

**Sole proprietor.** Enter your individual name as shown on your income tax return on the “Name” line. You may enter your business, trade, or “doing business as (DBA)” name on the “Business name/disregarded entity name” line.

**Partnership, C Corporation, or S Corporation.** Enter the entity's name on the “Name” line and any business, trade, or “doing business as (DBA) name” on the “Business name/disregarded entity name” line.

**Disregarded entity.** Enter the owner's name on the “Name” line. The name of the entity entered on the “Name” line should never be a disregarded entity. The name on the “Name” line must be the name shown on the income tax return on which the income will be reported. For example, if a foreign LLC that is treated as a disregarded entity for U.S. federal tax purposes has a domestic owner, the domestic owner's name is required to be provided on the “Name” line. If the direct owner of the entity is also a disregarded entity, enter the first owner that is not disregarded for federal tax purposes. Enter the disregarded entity's name on the “Business name/disregarded entity name” line. If the owner of the disregarded entity is a foreign person, you must complete an appropriate Form W-8.

**Note.** Check the appropriate box for the federal tax classification of the person whose name is entered on the “Name” line (Individual/sole proprietor, Partnership, C Corporation, S Corporation, Trust/estate).

**Limited Liability Company (LLC).** If the person identified on the “Name” line is an LLC, check the “Limited liability company” box only and enter the appropriate code for the tax classification in the space provided. If you are an LLC that is treated as a partnership for federal tax purposes, enter “P” for partnership. If you are an LLC that has filed a Form 8832 or a Form 2553 to be taxed as a corporation, enter “C” for C corporation or “S” for S corporation. If you are an LLC that is disregarded as an entity separate from its owner under Regulation section 301.7701-3 (except for employment and excise tax), do not check the LLC box unless the owner of the LLC (required to be identified on the “Name” line) is another LLC that is not disregarded for federal tax purposes. If the LLC is disregarded as an entity separate from its owner, enter the appropriate tax classification of the owner identified on the “Name” line.

**Other entities.** Enter your business name as shown on required federal tax documents on the “Name” line. This name should match the name shown on the charter or other legal document creating the entity. You may enter any business, trade, or DBA name on the “Business name/disregarded entity name” line.

Please see attached W-9 Request for Taxpayer Identification Number and Certification form for a detailed explanation on filling out the W-9 form.

# Request for Taxpayer Identification Number and Certification

**Give Form to the  
 requester. Do not  
 send to the IRS.**

▶ Go to [www.irs.gov/FormW9](http://www.irs.gov/FormW9) for instructions and the latest information.

<b>Print or type.</b> See Specific Instructions on page 3.	<b>1</b> Name (as shown on your income tax return). Name is required on this line; do not leave this line blank.	
	<b>2</b> Business name/disregarded entity name, if different from above	
	<b>3</b> Check appropriate box for federal tax classification of the person whose name is entered on line 1. Check only <b>one</b> of the following seven boxes.	<b>4</b> Exemptions (codes apply only to certain entities, not individuals; see instructions on page 3):
	<input type="checkbox"/> Individual/sole proprietor or single-member LLC <input type="checkbox"/> C Corporation <input type="checkbox"/> S Corporation <input type="checkbox"/> Partnership <input type="checkbox"/> Trust/estate	Exempt payee code (if any) _____
	<input type="checkbox"/> Limited liability company. Enter the tax classification (C=C corporation, S=S corporation, P=Partnership) ▶ _____ <b>Note:</b> Check the appropriate box in the line above for the tax classification of the single-member owner. Do not check LLC if the LLC is classified as a single-member LLC that is disregarded from the owner unless the owner of the LLC is another LLC that is <b>not</b> disregarded from the owner for U.S. federal tax purposes. Otherwise, a single-member LLC that is disregarded from the owner should check the appropriate box for the tax classification of its owner.	Exemption from FATCA reporting code (if any) _____
	<input type="checkbox"/> Other (see instructions) ▶ _____	<small>(Applies to accounts maintained outside the U.S.)</small>
	<b>5</b> Address (number, street, and apt. or suite no.) See instructions.	Requester's name and address (optional)
<b>6</b> City, state, and ZIP code		
<b>7</b> List account number(s) here (optional)		

## Part I Taxpayer Identification Number (TIN)

Enter your TIN in the appropriate box. The TIN provided must match the name given on line 1 to avoid backup withholding. For individuals, this is generally your social security number (SSN). However, for a resident alien, sole proprietor, or disregarded entity, see the instructions for Part I, later. For other entities, it is your employer identification number (EIN). If you do not have a number, see *How to get a TIN*, later.

**Note:** If the account is in more than one name, see the instructions for line 1. Also see *What Name and Number To Give the Requester* for guidelines on whose number to enter.

<b>Social security number</b>											
				-			-				
<b>or</b>											
<b>Employer identification number</b>											
						-					

## Part II Certification

Under penalties of perjury, I certify that:

1. The number shown on this form is my correct taxpayer identification number (or I am waiting for a number to be issued to me); and
2. I am not subject to backup withholding because: (a) I am exempt from backup withholding, or (b) I have not been notified by the Internal Revenue Service (IRS) that I am subject to backup withholding as a result of a failure to report all interest or dividends, or (c) the IRS has notified me that I am no longer subject to backup withholding; and
3. I am a U.S. citizen or other U.S. person (defined below); and
4. The FATCA code(s) entered on this form (if any) indicating that I am exempt from FATCA reporting is correct.

**Certification instructions.** You must cross out item 2 above if you have been notified by the IRS that you are currently subject to backup withholding because you have failed to report all interest and dividends on your tax return. For real estate transactions, item 2 does not apply. For mortgage interest paid, acquisition or abandonment of secured property, cancellation of debt, contributions to an individual retirement arrangement (IRA), and generally, payments other than interest and dividends, you are not required to sign the certification, but you must provide your correct TIN. See the instructions for Part II, later.

<b>Sign Here</b>	Signature of U.S. person ▶	Date ▶
------------------	----------------------------	--------

## General Instructions

Section references are to the Internal Revenue Code unless otherwise noted.

**Future developments.** For the latest information about developments related to Form W-9 and its instructions, such as legislation enacted after they were published, go to [www.irs.gov/FormW9](http://www.irs.gov/FormW9).

## Purpose of Form

An individual or entity (Form W-9 requester) who is required to file an information return with the IRS must obtain your correct taxpayer identification number (TIN) which may be your social security number (SSN), individual taxpayer identification number (ITIN), adoption taxpayer identification number (ATIN), or employer identification number (EIN), to report on an information return the amount paid to you, or other amount reportable on an information return. Examples of information returns include, but are not limited to, the following.

- Form 1099-INT (interest earned or paid)

- Form 1099-DIV (dividends, including those from stocks or mutual funds)
- Form 1099-MISC (various types of income, prizes, awards, or gross proceeds)
- Form 1099-B (stock or mutual fund sales and certain other transactions by brokers)
- Form 1099-S (proceeds from real estate transactions)
- Form 1099-K (merchant card and third party network transactions)
- Form 1098 (home mortgage interest), 1098-E (student loan interest), 1098-T (tuition)
- Form 1099-C (canceled debt)
- Form 1099-A (acquisition or abandonment of secured property)

Use Form W-9 only if you are a U.S. person (including a resident alien), to provide your correct TIN.

*If you do not return Form W-9 to the requester with a TIN, you might be subject to backup withholding. See What is backup withholding, later.*

By signing the filled-out form, you:

1. Certify that the TIN you are giving is correct (or you are waiting for a number to be issued),
2. Certify that you are not subject to backup withholding, or
3. Claim exemption from backup withholding if you are a U.S. exempt payee. If applicable, you are also certifying that as a U.S. person, your allocable share of any partnership income from a U.S. trade or business is not subject to the withholding tax on foreign partners' share of effectively connected income, and
4. Certify that FATCA code(s) entered on this form (if any) indicating that you are exempt from the FATCA reporting, is correct. See *What is FATCA reporting*, later, for further information.

**Note:** If you are a U.S. person and a requester gives you a form other than Form W-9 to request your TIN, you must use the requester's form if it is substantially similar to this Form W-9.

**Definition of a U.S. person.** For federal tax purposes, you are considered a U.S. person if you are:

- An individual who is a U.S. citizen or U.S. resident alien;
- A partnership, corporation, company, or association created or organized in the United States or under the laws of the United States;
- An estate (other than a foreign estate); or
- A domestic trust (as defined in Regulations section 301.7701-7).

**Special rules for partnerships.** Partnerships that conduct a trade or business in the United States are generally required to pay a withholding tax under section 1446 on any foreign partners' share of effectively connected taxable income from such business. Further, in certain cases where a Form W-9 has not been received, the rules under section 1446 require a partnership to presume that a partner is a foreign person, and pay the section 1446 withholding tax. Therefore, if you are a U.S. person that is a partner in a partnership conducting a trade or business in the United States, provide Form W-9 to the partnership to establish your U.S. status and avoid section 1446 withholding on your share of partnership income.

In the cases below, the following person must give Form W-9 to the partnership for purposes of establishing its U.S. status and avoiding withholding on its allocable share of net income from the partnership conducting a trade or business in the United States.

- In the case of a disregarded entity with a U.S. owner, the U.S. owner of the disregarded entity and not the entity;
- In the case of a grantor trust with a U.S. grantor or other U.S. owner, generally, the U.S. grantor or other U.S. owner of the grantor trust and not the trust; and
- In the case of a U.S. trust (other than a grantor trust), the U.S. trust (other than a grantor trust) and not the beneficiaries of the trust.

**Foreign person.** If you are a foreign person or the U.S. branch of a foreign bank that has elected to be treated as a U.S. person, do not use Form W-9. Instead, use the appropriate Form W-8 or Form 8233 (see Pub. 515, *Withholding of Tax on Nonresident Aliens and Foreign Entities*).

**Nonresident alien who becomes a resident alien.** Generally, only a nonresident alien individual may use the terms of a tax treaty to reduce or eliminate U.S. tax on certain types of income. However, most tax treaties contain a provision known as a "saving clause." Exceptions specified in the saving clause may permit an exemption from tax to continue for certain types of income even after the payee has otherwise become a U.S. resident alien for tax purposes.

If you are a U.S. resident alien who is relying on an exception contained in the saving clause of a tax treaty to claim an exemption from U.S. tax on certain types of income, you must attach a statement to Form W-9 that specifies the following five items.

1. The treaty country. Generally, this must be the same treaty under which you claimed exemption from tax as a nonresident alien.
2. The treaty article addressing the income.
3. The article number (or location) in the tax treaty that contains the saving clause and its exceptions.
4. The type and amount of income that qualifies for the exemption from tax.
5. Sufficient facts to justify the exemption from tax under the terms of the treaty article.

**Example.** Article 20 of the U.S.-China income tax treaty allows an exemption from tax for scholarship income received by a Chinese student temporarily present in the United States. Under U.S. law, this student will become a resident alien for tax purposes if his or her stay in the United States exceeds 5 calendar years. However, paragraph 2 of the first Protocol to the U.S.-China treaty (dated April 30, 1984) allows the provisions of Article 20 to continue to apply even after the Chinese student becomes a resident alien of the United States. A Chinese student who qualifies for this exception (under paragraph 2 of the first protocol) and is relying on this exception to claim an exemption from tax on his or her scholarship or fellowship income would attach to Form W-9 a statement that includes the information described above to support that exemption.

If you are a nonresident alien or a foreign entity, give the requester the appropriate completed Form W-8 or Form 8233.

## Backup Withholding

**What is backup withholding?** Persons making certain payments to you must under certain conditions withhold and pay to the IRS 24% of such payments. This is called "backup withholding." Payments that may be subject to backup withholding include interest, tax-exempt interest, dividends, broker and barter exchange transactions, rents, royalties, nonemployee pay, payments made in settlement of payment card and third party network transactions, and certain payments from fishing boat operators. Real estate transactions are not subject to backup withholding.

You will not be subject to backup withholding on payments you receive if you give the requester your correct TIN, make the proper certifications, and report all your taxable interest and dividends on your tax return.

**Payments you receive will be subject to backup withholding if:**

1. You do not furnish your TIN to the requester,
2. You do not certify your TIN when required (see the instructions for Part II for details),
3. The IRS tells the requester that you furnished an incorrect TIN,
4. The IRS tells you that you are subject to backup withholding because you did not report all your interest and dividends on your tax return (for reportable interest and dividends only), or
5. You do not certify to the requester that you are not subject to backup withholding under 4 above (for reportable interest and dividend accounts opened after 1983 only).

Certain payees and payments are exempt from backup withholding. See *Exempt payee code*, later, and the separate Instructions for the Requester of Form W-9 for more information.

Also see *Special rules for partnerships*, earlier.

## What is FATCA Reporting?

The Foreign Account Tax Compliance Act (FATCA) requires a participating foreign financial institution to report all United States account holders that are specified United States persons. Certain payees are exempt from FATCA reporting. See *Exemption from FATCA reporting code*, later, and the Instructions for the Requester of Form W-9 for more information.

## Updating Your Information

You must provide updated information to any person to whom you claimed to be an exempt payee if you are no longer an exempt payee and anticipate receiving reportable payments in the future from this person. For example, you may need to provide updated information if you are a C corporation that elects to be an S corporation, or if you no longer are tax exempt. In addition, you must furnish a new Form W-9 if the name or TIN changes for the account; for example, if the grantor of a grantor trust dies.

## Penalties

**Failure to furnish TIN.** If you fail to furnish your correct TIN to a requester, you are subject to a penalty of \$50 for each such failure unless your failure is due to reasonable cause and not to willful neglect.

**Civil penalty for false information with respect to withholding.** If you make a false statement with no reasonable basis that results in no backup withholding, you are subject to a \$500 penalty.

**Criminal penalty for falsifying information.** Willfully falsifying certifications or affirmations may subject you to criminal penalties including fines and/or imprisonment.

**Misuse of TINs.** If the requester discloses or uses TINs in violation of federal law, the requester may be subject to civil and criminal penalties.

## Specific Instructions

### Line 1

You must enter one of the following on this line; **do not** leave this line blank. The name should match the name on your tax return.

If this Form W-9 is for a joint account (other than an account maintained by a foreign financial institution (FFI)), list first, and then circle, the name of the person or entity whose number you entered in Part I of Form W-9. If you are providing Form W-9 to an FFI to document a joint account, each holder of the account that is a U.S. person must provide a Form W-9.

a. **Individual.** Generally, enter the name shown on your tax return. If you have changed your last name without informing the Social Security Administration (SSA) of the name change, enter your first name, the last name as shown on your social security card, and your new last name.

**Note: ITIN applicant:** Enter your individual name as it was entered on your Form W-7 application, line 1a. This should also be the same as the name you entered on the Form 1040/1040A/1040EZ you filed with your application.

b. **Sole proprietor or single-member LLC.** Enter your individual name as shown on your 1040/1040A/1040EZ on line 1. You may enter your business, trade, or “doing business as” (DBA) name on line 2.

c. **Partnership, LLC that is not a single-member LLC, C corporation, or S corporation.** Enter the entity’s name as shown on the entity’s tax return on line 1 and any business, trade, or DBA name on line 2.

d. **Other entities.** Enter your name as shown on required U.S. federal tax documents on line 1. This name should match the name shown on the charter or other legal document creating the entity. You may enter any business, trade, or DBA name on line 2.

e. **Disregarded entity.** For U.S. federal tax purposes, an entity that is disregarded as an entity separate from its owner is treated as a “disregarded entity.” See Regulations section 301.7701-2(c)(2)(iii). Enter the owner’s name on line 1. The name of the entity entered on line 1 should never be a disregarded entity. The name on line 1 should be the name shown on the income tax return on which the income should be reported. For example, if a foreign LLC that is treated as a disregarded entity for U.S. federal tax purposes has a single owner that is a U.S. person, the U.S. owner’s name is required to be provided on line 1. If the direct owner of the entity is also a disregarded entity, enter the first owner that is not disregarded for federal tax purposes. Enter the disregarded entity’s name on line 2, “Business name/disregarded entity name.” If the owner of the disregarded entity is a foreign person, the owner must complete an appropriate Form W-8 instead of a Form W-9. This is the case even if the foreign person has a U.S. TIN.

### Line 2

If you have a business name, trade name, DBA name, or disregarded entity name, you may enter it on line 2.

### Line 3

Check the appropriate box on line 3 for the U.S. federal tax classification of the person whose name is entered on line 1. Check only one box on line 3.

IF the entity/person on line 1 is a(n) . . .	THEN check the box for . . .
• Corporation	Corporation
• Individual • Sole proprietorship, or • Single-member limited liability company (LLC) owned by an individual and disregarded for U.S. federal tax purposes.	Individual/sole proprietor or single-member LLC
• LLC treated as a partnership for U.S. federal tax purposes, • LLC that has filed Form 8832 or 2553 to be taxed as a corporation, or • LLC that is disregarded as an entity separate from its owner but the owner is another LLC that is not disregarded for U.S. federal tax purposes.	Limited liability company and enter the appropriate tax classification. (P= Partnership; C= C corporation; or S= S corporation)
• Partnership	Partnership
• Trust/estate	Trust/estate

### Line 4, Exemptions

If you are exempt from backup withholding and/or FATCA reporting, enter in the appropriate space on line 4 any code(s) that may apply to you.

#### Exempt payee code.

- Generally, individuals (including sole proprietors) are not exempt from backup withholding.
- Except as provided below, corporations are exempt from backup withholding for certain payments, including interest and dividends.
- Corporations are not exempt from backup withholding for payments made in settlement of payment card or third party network transactions.
- Corporations are not exempt from backup withholding with respect to attorneys’ fees or gross proceeds paid to attorneys, and corporations that provide medical or health care services are not exempt with respect to payments reportable on Form 1099-MISC.

The following codes identify payees that are exempt from backup withholding. Enter the appropriate code in the space in line 4.

- 1—An organization exempt from tax under section 501(a), any IRA, or a custodial account under section 403(b)(7) if the account satisfies the requirements of section 401(f)(2)
- 2—The United States or any of its agencies or instrumentalities
- 3—A state, the District of Columbia, a U.S. commonwealth or possession, or any of their political subdivisions or instrumentalities
- 4—A foreign government or any of its political subdivisions, agencies, or instrumentalities
- 5—A corporation
- 6—A dealer in securities or commodities required to register in the United States, the District of Columbia, or a U.S. commonwealth or possession
- 7—A futures commission merchant registered with the Commodity Futures Trading Commission
- 8—A real estate investment trust
- 9—An entity registered at all times during the tax year under the Investment Company Act of 1940
- 10—A common trust fund operated by a bank under section 584(a)
- 11—A financial institution
- 12—A middleman known in the investment community as a nominee or custodian
- 13—A trust exempt from tax under section 664 or described in section 4947

The following chart shows types of payments that may be exempt from backup withholding. The chart applies to the exempt payees listed above, 1 through 13.

IF the payment is for . . .	THEN the payment is exempt for . . .
Interest and dividend payments	All exempt payees except for 7
Broker transactions	Exempt payees 1 through 4 and 6 through 11 and all C corporations. S corporations must not enter an exempt payee code because they are exempt only for sales of noncovered securities acquired prior to 2012.
Barter exchange transactions and patronage dividends	Exempt payees 1 through 4
Payments over \$600 required to be reported and direct sales over \$5,000 <sup>1</sup>	Generally, exempt payees 1 through 5 <sup>2</sup>
Payments made in settlement of payment card or third party network transactions	Exempt payees 1 through 4

<sup>1</sup> See Form 1099-MISC, Miscellaneous Income, and its instructions.

<sup>2</sup> However, the following payments made to a corporation and reportable on Form 1099-MISC are not exempt from backup withholding: medical and health care payments, attorneys' fees, gross proceeds paid to an attorney reportable under section 6045(f), and payments for services paid by a federal executive agency.

**Exemption from FATCA reporting code.** The following codes identify payees that are exempt from reporting under FATCA. These codes apply to persons submitting this form for accounts maintained outside of the United States by certain foreign financial institutions. Therefore, if you are only submitting this form for an account you hold in the United States, you may leave this field blank. Consult with the person requesting this form if you are uncertain if the financial institution is subject to these requirements. A requester may indicate that a code is not required by providing you with a Form W-9 with "Not Applicable" (or any similar indication) written or printed on the line for a FATCA exemption code.

A—An organization exempt from tax under section 501(a) or any individual retirement plan as defined in section 7701(a)(37)

B—The United States or any of its agencies or instrumentalities

C—A state, the District of Columbia, a U.S. commonwealth or possession, or any of their political subdivisions or instrumentalities

D—A corporation the stock of which is regularly traded on one or more established securities markets, as described in Regulations section 1.1472-1(c)(1)(i)

E—A corporation that is a member of the same expanded affiliated group as a corporation described in Regulations section 1.1472-1(c)(1)(i)

F—A dealer in securities, commodities, or derivative financial instruments (including notional principal contracts, futures, forwards, and options) that is registered as such under the laws of the United States or any state

G—A real estate investment trust

H—A regulated investment company as defined in section 851 or an entity registered at all times during the tax year under the Investment Company Act of 1940

I—A common trust fund as defined in section 584(a)

J—A bank as defined in section 581

K—A broker

L—A trust exempt from tax under section 664 or described in section 4947(a)(1)

M—A tax exempt trust under a section 403(b) plan or section 457(g) plan

**Note:** You may wish to consult with the financial institution requesting this form to determine whether the FATCA code and/or exempt payee code should be completed.

### Line 5

Enter your address (number, street, and apartment or suite number). This is where the requester of this Form W-9 will mail your information returns. If this address differs from the one the requester already has on file, write NEW at the top. If a new address is provided, there is still a chance the old address will be used until the payor changes your address in their records.

### Line 6

Enter your city, state, and ZIP code.

## Part I. Taxpayer Identification Number (TIN)

**Enter your TIN in the appropriate box.** If you are a resident alien and you do not have and are not eligible to get an SSN, your TIN is your IRS individual taxpayer identification number (ITIN). Enter it in the social security number box. If you do not have an ITIN, see *How to get a TIN* below.

If you are a sole proprietor and you have an EIN, you may enter either your SSN or EIN.

If you are a single-member LLC that is disregarded as an entity separate from its owner, enter the owner's SSN (or EIN, if the owner has one). Do not enter the disregarded entity's EIN. If the LLC is classified as a corporation or partnership, enter the entity's EIN.

**Note:** See *What Name and Number To Give the Requester*, later, for further clarification of name and TIN combinations.

**How to get a TIN.** If you do not have a TIN, apply for one immediately. To apply for an SSN, get Form SS-5, Application for a Social Security Card, from your local SSA office or get this form online at [www.SSA.gov](http://www.SSA.gov). You may also get this form by calling 1-800-772-1213. Use Form W-7, Application for IRS Individual Taxpayer Identification Number, to apply for an ITIN, or Form SS-4, Application for Employer Identification Number, to apply for an EIN. You can apply for an EIN online by accessing the IRS website at [www.irs.gov/Businesses](http://www.irs.gov/Businesses) and clicking on Employer Identification Number (EIN) under Starting a Business. Go to [www.irs.gov/Forms](http://www.irs.gov/Forms) to view, download, or print Form W-7 and/or Form SS-4. Or, you can go to [www.irs.gov/OrderForms](http://www.irs.gov/OrderForms) to place an order and have Form W-7 and/or SS-4 mailed to you within 10 business days.

If you are asked to complete Form W-9 but do not have a TIN, apply for a TIN and write "Applied For" in the space for the TIN, sign and date the form, and give it to the requester. For interest and dividend payments, and certain payments made with respect to readily tradable instruments, generally you will have 60 days to get a TIN and give it to the requester before you are subject to backup withholding on payments. The 60-day rule does not apply to other types of payments. You will be subject to backup withholding on all such payments until you provide your TIN to the requester.

**Note:** Entering "Applied For" means that you have already applied for a TIN or that you intend to apply for one soon.

**Caution:** A disregarded U.S. entity that has a foreign owner must use the appropriate Form W-8.

## Part II. Certification

To establish to the withholding agent that you are a U.S. person, or resident alien, sign Form W-9. You may be requested to sign by the withholding agent even if item 1, 4, or 5 below indicates otherwise.

For a joint account, only the person whose TIN is shown in Part I should sign (when required). In the case of a disregarded entity, the person identified on line 1 must sign. Exempt payees, see *Exempt payee code*, earlier.

**Signature requirements.** Complete the certification as indicated in items 1 through 5 below.

**1. Interest, dividend, and barter exchange accounts opened before 1984 and broker accounts considered active during 1983.**

You must give your correct TIN, but you do not have to sign the certification.

**2. Interest, dividend, broker, and barter exchange accounts opened after 1983 and broker accounts considered inactive during 1983.**

You must sign the certification or backup withholding will apply. If you are subject to backup withholding and you are merely providing your correct TIN to the requester, you must cross out item 2 in the certification before signing the form.

**3. Real estate transactions.**

You must sign the certification. You may cross out item 2 of the certification.

**4. Other payments.**

You must give your correct TIN, but you do not have to sign the certification unless you have been notified that you have previously given an incorrect TIN. "Other payments" include payments made in the course of the requester's trade or business for rents, royalties, goods (other than bills for merchandise), medical and health care services (including payments to corporations), payments to a nonemployee for services, payments made in settlement of payment card and third party network transactions, payments to certain fishing boat crew members and fishermen, and gross proceeds paid to attorneys (including payments to corporations).

**5. Mortgage interest paid by you, acquisition or abandonment of secured property, cancellation of debt, qualified tuition program payments (under section 529), ABLE accounts (under section 529A), IRA, Coverdell ESA, Archer MSA or HSA contributions or distributions, and pension distributions.**

You must give your correct TIN, but you do not have to sign the certification.

**What Name and Number To Give the Requester**

For this type of account:	Give name and SSN of:
1. Individual	The individual
2. Two or more individuals (joint account) other than an account maintained by an FFI	The actual owner of the account or, if combined funds, the first individual on the account <sup>1</sup>
3. Two or more U.S. persons (joint account maintained by an FFI)	Each holder of the account
4. Custodial account of a minor (Uniform Gift to Minors Act)	The minor <sup>2</sup>
5. a. The usual revocable savings trust (grantor is also trustee)	The grantor-trustee <sup>1</sup>
b. So-called trust account that is not a legal or valid trust under state law	The actual owner <sup>1</sup>
6. Sole proprietorship or disregarded entity owned by an individual	The owner <sup>3</sup>
7. Grantor trust filing under Optional Form 1099 Filing Method 1 (see Regulations section 1.671-4(b)(2)(i)(A))	The grantor*
For this type of account:	Give name and EIN of:
8. Disregarded entity not owned by an individual	The owner
9. A valid trust, estate, or pension trust	Legal entity <sup>4</sup>
10. Corporation or LLC electing corporate status on Form 8832 or Form 2553	The corporation
11. Association, club, religious, charitable, educational, or other tax-exempt organization	The organization
12. Partnership or multi-member LLC	The partnership
13. A broker or registered nominee	The broker or nominee

For this type of account:	Give name and EIN of:
14. Account with the Department of Agriculture in the name of a public entity (such as a state or local government, school district, or prison) that receives agricultural program payments	The public entity
15. Grantor trust filing under the Form 1041 Filing Method or the Optional Form 1099 Filing Method 2 (see Regulations section 1.671-4(b)(2)(i)(B))	The trust

<sup>1</sup> List first and circle the name of the person whose number you furnish. If only one person on a joint account has an SSN, that person's number must be furnished.

<sup>2</sup> Circle the minor's name and furnish the minor's SSN.

<sup>3</sup> You must show your individual name and you may also enter your business or DBA name on the "Business name/disregarded entity" name line. You may use either your SSN or EIN (if you have one), but the IRS encourages you to use your SSN.

<sup>4</sup> List first and circle the name of the trust, estate, or pension trust. (Do not furnish the TIN of the personal representative or trustee unless the legal entity itself is not designated in the account title.) Also see *Special rules for partnerships*, earlier.

\*Note: The grantor also must provide a Form W-9 to trustee of trust.

Note: If no name is circled when more than one name is listed, the number will be considered to be that of the first name listed.

**Secure Your Tax Records From Identity Theft**

Identity theft occurs when someone uses your personal information such as your name, SSN, or other identifying information, without your permission, to commit fraud or other crimes. An identity thief may use your SSN to get a job or may file a tax return using your SSN to receive a refund.

To reduce your risk:

- Protect your SSN,
- Ensure your employer is protecting your SSN, and
- Be careful when choosing a tax preparer.

If your tax records are affected by identity theft and you receive a notice from the IRS, respond right away to the name and phone number printed on the IRS notice or letter.

If your tax records are not currently affected by identity theft but you think you are at risk due to a lost or stolen purse or wallet, questionable credit card activity or credit report, contact the IRS Identity Theft Hotline at 1-800-908-4490 or submit Form 14039.

For more information, see Pub. 5027, Identity Theft Information for Taxpayers.

Victims of identity theft who are experiencing economic harm or a systemic problem, or are seeking help in resolving tax problems that have not been resolved through normal channels, may be eligible for Taxpayer Advocate Service (TAS) assistance. You can reach TAS by calling the TAS toll-free case intake line at 1-877-777-4778 or TTY/TDD 1-800-829-4059.

**Protect yourself from suspicious emails or phishing schemes.** Phishing is the creation and use of email and websites designed to mimic legitimate business emails and websites. The most common act is sending an email to a user falsely claiming to be an established legitimate enterprise in an attempt to scam the user into surrendering private information that will be used for identity theft.

The IRS does not initiate contacts with taxpayers via emails. Also, the IRS does not request personal detailed information through email or ask taxpayers for the PIN numbers, passwords, or similar secret access information for their credit card, bank, or other financial accounts.

If you receive an unsolicited email claiming to be from the IRS, forward this message to [phishing@irs.gov](mailto:phishing@irs.gov). You may also report misuse of the IRS name, logo, or other IRS property to the Treasury Inspector General for Tax Administration (TIGTA) at 1-800-366-4484. You can forward suspicious emails to the Federal Trade Commission at [spam@uce.gov](mailto:spam@uce.gov) or report them at [www.ftc.gov/complaint](http://www.ftc.gov/complaint). You can contact the FTC at [www.ftc.gov/idtheft](http://www.ftc.gov/idtheft) or 877-IDTHEFT (877-438-4338). If you have been the victim of identity theft, see [www.IdentityTheft.gov](http://www.IdentityTheft.gov) and Pub. 5027.

Visit [www.irs.gov/IdentityTheft](http://www.irs.gov/IdentityTheft) to learn more about identity theft and how to reduce your risk.

## Privacy Act Notice

Section 6109 of the Internal Revenue Code requires you to provide your correct TIN to persons (including federal agencies) who are required to file information returns with the IRS to report interest, dividends, or certain other income paid to you; mortgage interest you paid; the acquisition or abandonment of secured property; the cancellation of debt; or contributions you made to an IRA, Archer MSA, or HSA. The person collecting this form uses the information on the form to file information returns with the IRS, reporting the above information. Routine uses of this information include giving it to the Department of Justice for civil and criminal litigation and to cities, states, the District of Columbia, and U.S. commonwealths and possessions for use in administering their laws. The information also may be disclosed to other countries under a treaty, to federal and state agencies to enforce civil and criminal laws, or to federal law enforcement and intelligence agencies to combat terrorism. You must provide your TIN whether or not you are required to file a tax return. Under section 3406, payers must generally withhold a percentage of taxable interest, dividend, and certain other payments to a payee who does not give a TIN to the payer. Certain penalties may also apply for providing false or fraudulent information.

**SECTION 00 45 46**

**GOVERNMENTAL CERTIFICATIONS AND DOCUMENTS**

**PART 1 - GENERAL**

1.01 SUMMARY:

- A. This Section provides for inclusion of various governmental certifications and forms into the Contract Documents.

1.02 EGLE Equivalency Projects Contract Boilerplate Language containing the following:

- A. Build America, Buy America Contract Language
- B. Prohibition on Certain Telecommunications and Video Surveillance Services or Equipment
- C. Davis-Bacon and Related Acts/Prevailing Federal Wages
- D. Labor Standards Provisions for Federally Assisted Projects
- E. Disadvantaged Business Enterprise (DBE) Requirements
- F. Good Faith Efforts (GFE) Worksheet
- G. Certification Regarding Debarment, Suspension, and Other Responsibility Matters

**PART 2 - PRODUCTS**

Not used.

**PART 3 - EXECUTION**

Not used.

**END OF SECTION**



MICHIGAN DEPARTMENT OF ENVIRONMENT, GREAT LAKES, AND ENERGY  
Finance Division

## EQUIVALENCY PROJECTS CONTRACT BOILERPLATE LANGUAGE

### Instructions:

The following is the required standard contract language that must appear in bidding documents of Clean Water State Revolving Fund and Drinking Water State Revolving Fund equivalency projects. Determination of equivalent vs. non-equivalent projects is made on a yearly basis as indicated in the Intended Use Plan (IUP) and will be communicated by your EGLE project manager. If you are unsure whether your project is equivalent, consult with your EGLE project manager.

- **Domestic Preference Requirements**
  - All projects must comply with federal domestic preference requirements. For equivalency projects this means compliance with Build America, Buy America (BABA) requirements unless a waiver is received, then the project must comply with existing American Iron and Steel (AIS) requirements. Only either [BABA Contract Language](#) or [AIS Contract Language](#) should appear in the bidding documents, not both.
- [Prohibition on Certain Telecommunications and Video Surveillance Services or Equipment](#)
- [Davis-Bacon and Related Acts/Prevailing Federal Wages](#)
- [Labor Standards Provisions for Federally Assisted Projects](#)
- [Disadvantaged Business Enterprise \(DBE\) Requirements](#)
- [Good Faith Efforts \(GFE\) Worksheet\\*](#)
- [Certification Regarding Debarment, Suspension, and Other Responsibility Matters\\*](#)

\*Bidders should note these sections contain instructions regarding forms/information that must be completed and included with any submitted bid.

---

If you need this information in an alternate format, contact [EGLE-Accessibility@Michigan.gov](mailto:EGLE-Accessibility@Michigan.gov) or call 800-662-9278.

EGLE does not discriminate on the basis of race, sex, religion, age, national origin, color, marital status, disability, political beliefs, height, weight, genetic information, or sexual orientation in the administration of any of its programs or activities, and prohibits intimidation and retaliation, as required by applicable laws and regulations. Questions or concerns should be directed to the Nondiscrimination Compliance Coordinator at [EGLE-NondiscriminationCC@Michigan.gov](mailto:EGLE-NondiscriminationCC@Michigan.gov) or 517-249-0906.

## American Iron and Steel Contract Language

The Contractor acknowledges to and for the benefit of the **City of Owosso** (“Purchaser”) and the Michigan Department of Environment, Great Lakes, and Energy (the “State”) that it understands the goods and services under this Agreement are being funded with monies made available by the Clean Water State Revolving Fund and/or the Drinking Water State Revolving Fund and such laws contain provisions commonly known as “American Iron and Steel (AIS);” that requires all iron and steel products used in the project be produced in the United States (“AIS Requirements”) including iron and steel provided by the Contractor pursuant to this Agreement. The Contractor hereby represents and warrants to and for the benefit of the Purchaser and the State that (a) the Contractor has reviewed and understands the AIS Requirements, (b) all iron and steel used in the project will be and/or have been produced in the United States in a manner that complies with the AIS Requirements, unless a waiver of the requirements is approved or the State made the determination in writing that the AIS Requirements do not apply to the project, and (c) the Contractor will provide any further verified information, certification, or assurance of compliance with this paragraph, or information necessary to support a waiver of the AIS requirements, as may be requested by the Purchaser.

Notwithstanding any other provision of this Agreement, any failure to comply with this paragraph by the Contractor shall permit the Purchaser or State to recover as damages against the Contractor any loss, expense, or cost (including without limitation attorney’s fees) incurred by the Purchaser or State resulting from any such failure (including without limitation any impairment or loss of funding, whether in whole or in part, from the State or any damages owed to the State by the Purchaser). While the Contractor has no direct contractual privity with the State, as a lender to the Purchaser for the funding of its project, the Purchaser and the Contractor agree that the State is a third-party beneficiary and neither this paragraph (nor any other provision of this Agreement necessary to give this paragraph force or effect) shall be amended or waived without the prior written consent of the State.

## Build America, Buy America Contract Language

The Contractor acknowledges to and for the benefit of the **City of Owosso** (“Owner”) and the Michigan Department of Environment, Great Lakes, and Energy (the “Funding Authority”) that it understands the goods and services under this Agreement are being funded with federal monies and have statutory requirements commonly known as “Build America, Buy America;” that requires all of the iron and steel, manufactured products, and construction materials used in the project to be produced in the United States (“Build America, Buy America Requirements”) including iron and steel, manufactured products, and construction materials provided by the Contractor pursuant to this Agreement. The Contractor hereby represents and warrants to and for the benefit of the Owner and Funding Authority (a) the Contractor has reviewed and understands the Build America, Buy America Requirements, (b) all of the iron and steel, manufactured products, and construction materials used in the project will be and/or have been produced in the United States in a manner that complies with the Build America, Buy America Requirements, unless a waiver of the requirements is approved, and (c) the Contractor will provide any further verified information, certification or assurance of compliance with this paragraph, or information necessary to support a waiver of the Build America, Buy America Requirements, as may be requested by the Owner or the Funding Authority. Notwithstanding any other provision of this Agreement, any failure to comply with this paragraph by the Contractor shall permit the Owner or Funding Authority to recover as damages against the Contractor any loss, expense, or cost (including without limitation attorney’s fees) incurred by the Owner or Funding Authority resulting from any such failure (including without limitation any impairment or loss of funding, whether in whole or in part, from the Funding Authority or any damages owed to the Funding Authority by the Owner). If the Contractor has no direct contractual privity with the Funding Authority, as a lender or awardee to the Owner for the funding of its project, the Owner and the Contractor agree that the Funding Authority is a third-party beneficiary and neither this paragraph (nor any other provision of this Agreement necessary to give this paragraph force or effect) shall be amended or waived without the prior written consent of the Funding Authority.

## Prohibition on Certain Telecommunications and Video Surveillance Services or Equipment

The Contractor acknowledges to and for the benefit of the **City of Owosso** (“Owner”) and the Michigan Department of Environment, Great Lakes, and Energy (the “Funding Authority”) that it understands:

This term and condition implements 2 CFR 200.216 and is effective for obligations and expenditures of the U.S. Environmental Protection Agency (or EPA)’s financial assistance funding on or after 8/13/2020.

As required by 2 CFR 200.216, EPA recipients and subrecipients, including borrowers under EPA funded revolving loan fund programs, are prohibited from obligating or expending loan or grant funds to procure or obtain; extend or renew a contract to procure or obtain; or enter into a contract (or extend or renew a contract) to procure or obtain equipment, services, or systems that use covered telecommunications equipment or services as a substantial or essential component of any system, or as critical technology as part of any system. As described in Public Law 115-232, section 889, covered telecommunications equipment is telecommunications equipment produced by Huawei Technologies Company or ZTE Corporation (or any subsidiary or affiliate of such entities). Recipients, subrecipients, and borrowers also may not use EPA funds to purchase:

- a. For the purpose of public safety, security of government facilities, physical security surveillance of critical infrastructure, and other national security purposes, video surveillance and telecommunications equipment produced by Hytera Communications Corporation, Hangzhou Hikvision Digital Technology Company, or Dahua Technology Company (or any subsidiary or affiliate of such entities).
- b. Telecommunications or video surveillance services provided by such entities or using such equipment.
- c. Telecommunications or video surveillance equipment or services produced or provided by an entity that the Secretary of Defense, in consultation with the Director of the National Intelligence or the Director of the Federal Bureau of Investigation, reasonably believes to be an entity owned or controlled by, or otherwise connected to, the government of a covered foreign country.

Consistent with 2 CFR 200.471, costs incurred for telecommunications and video surveillance services or equipment such as phones, internet, video surveillance, and cloud servers are allowable except for the following circumstances:

- a. Obligating or expending EPA funds for covered telecommunications and video surveillance services or equipment or services as described in 2 CFR 200.216 to:
  - (1) Procure or obtain, extend or renew a contract to procure or obtain;
  - (2) Enter into a contract (or extend or renew a contract) to procure; or
  - (3) Obtain the equipment, services, or systems. Certain prohibited equipment, systems, or services, including equipment, systems, or services produced or provided by entities identified in section 889, are recorded in the System for Award Management exclusion list.

## **Davis-Bacon and Related Acts/Prevailing Federal Wages**

P.L. 111-88 requires compliance with the Davis Bacon Act and adherence to the current U.S. Department of Labor Wage Decision. Attention is called to the fact that not less than the minimum salaries and wages as set forth in the Contract Documents (see Wage Decision included herein) must be paid on this project. The Wage Decision, including modifications, must be posted by the Contractor on the job site. The “Contracting Agency” or “Contracting Officer” for Davis-Bacon Wage Decision posters on jobsites is the loan applicant/bond issuer. A copy of the Labor Standards Provisions for Federally Assisted Projects is included and is hereby a part of this contract.

State: Michigan

Construction Types: Heavy

Counties: Michigan Counties of  
Alcona, Alger, Allegan, Alpena, Antrim,  
Arenac, Baraga, Barry, Bay, Benzie,  
Berrien, Branch, Calhoun, Cass,  
Charlevoix, Cheboygan, Chippewa, Clare,  
Clinton, Crawford, Delta, Dickinson,  
Eaton, Emmet, Genesee, Gladwin, Gogebic,  
Grand Traverse, Gratiot, Hillsdale,  
Houghton, Huron, Ingham, Ionia, Iosco,  
Iron, Isabella, Jackson, Kalamazoo,  
Kalkaska, Kent, Keweenaw, Lake, Lapeer,  
Leelanau, Lenawee, Livingston, Luce,  
Mackinac, Macomb, Manistee, Marquette,  
Mason, Mecosta, Menominee, Midland,  
Missaukee, Monroe, Montcalm,  
Montmorency, Muskegon, Newaygo, Oakland,  
Oceana, Ogemaw, Ontonagon, Osceola,  
Oscoda, Otsego, Ottawa, Presque Isle,  
Roscommon, Saginaw, Sanilac,  
Schoolcraft, Shiawassee, St Clair, St  
Joseph, Tuscola, Van Buren, Washtenaw,  
Wayne and Wexford

Heavy Construction Projects-Pipeline

Modification Number	Publication Date
0	01/02/2026
1	05/18/2026

ENGI0325-012 05/01/2025

Rates

Fringes

POWER EQUIPMENT OPERATORS - GAS DISTRIBUTION AND  
DUCT INSTALLATION WORK: GROUP 2 DOZER (LESS THAN  
D-6 EQUIVALENT), ENDLOADER (UNDER 2 YD. CAPACITY),  
SIDE BOOM (UNDER D-4 CAPACITY), BACKFILLER, PUMPS  
(1 OR 2 OF 6-INCH DISCHARGE OR GREATER), BOOM TRUCK  
(WITH POWERED BOOM), TRACTOR (WHEEL TYPE OTHER THAN  
BACKHOE OR FRONT ENDLOADER). TAMPER  
(SELF-PROPELLED), BOOM TRUCK (WITH NON-POWERED  
BOOM), CONCRETE SAW (20 HP OR LARGER), PUMPS (2 TO  
4 UNDER 6-INCH DISCHARGE), COMPRESSOR (2 OR MORE OR  
WHEN ONE IS USED CONTINUOUSLY INTO THE SECOND DAY)  
AND TRENCHER(SERVICE). OILER, HYDRAULIC PIPE  
PUSHING MACHINE, GREASE PERSON AND HYDROSTATIC  
TESTING OPERATOR. SCOPE OF WORK: THE CONSTRUCTION,  
INSTALLATION, TREATING AND RECONDITIONING OF  
PIPELINES TRANSPORTING GAS VAPORS WITHIN CITIES,  
TOWNS, SUBDIVISIONS, SUBURBAN AREAS, OR WITHIN  
PRIVATE PROPERTY BOUNDARIES, UP TO AND INCLUDING  
PRIVATE METER SETTINGS OF PRIVATE INDUSTRIAL,

GOVERNMENTAL OR OTHER PREMISES, MORE COMMONLY REFERRED TO AS ""DISTRIBUTION WORK,"" STARTING FROM THE FIRST METERING STATION, CONNECTION, SIMILAR OR RELATED FACILITY, OF THE MAIN OR CROSS COUNTRY PIPELINE AND INCLUDING DUCT INSTALLATION.....\$ 36.05 25.25

POWER EQUIPMENT OPERATORS - GAS DISTRIBUTION AND DUCT INSTALLATION WORK: GROUP 1 BACKHOE, CRANE, GRADER, MECHANIC, DOZER (D-6 EQUIVALENT OR LARGER), SIDE BOOM (D-4 EQUIVALENT OR LARGER), TRENCHER(EXCEPT SERVICE), ENDLOADER (2 YD. CAPACITY OR GREATER). SCOPE OF WORK: THE CONSTRUCTION, INSTALLATION, TREATING AND RECONDITIONING OF PIPELINES TRANSPORTING GAS VAPORS WITHIN CITIES, TOWNS, SUBDIVISIONS, SUBURBAN AREAS, OR WITHIN PRIVATE PROPERTY BOUNDARIES, UP TO AND INCLUDING PRIVATE METER SETTINGS OF PRIVATE INDUSTRIAL, GOVERNMENTAL OR OTHER PREMISES, MORE COMMONLY REFERRED TO AS ""DISTRIBUTION WORK,"" STARTING FROM THE FIRST METERING STATION, CONNECTION, SIMILAR OR RELATED FACILITY, OF THE MAIN OR CROSS COUNTRY PIPELINE AND INCLUDING DUCT INSTALLATION.....\$ 39.78 25.25

-----

LAB01076-005 04/01/2025

Rates Fringes

LABORER: DISTRIBUTION WORK: ZONE 5 - REMAINING COUNTIES IN MICHIGAN DISTRIBUTION WORK - THE CONSTRUCTION, INSTALLATION, TREATING AND RECONDITIONING OF DISTRIBUTION PIPELINES TRANSPORTING COAL, OIL, GAS OR OTHER SIMILAR MATERIALS, VAPORS OR LIQUIDS, INCLUDING PIPELINES WITHIN PRIVATE PROPERTY BOUNDARIES, UP TO AND INCLUDING THE METER SETTINGS ON RESIDENTIAL, COMMERCIAL, INDUSTRIAL, INSTITUTIONAL, PRIVATE AND PUBLIC STRUCTURES. ALL WORK COVERING PUMPING STATIONS AND TANK FARMS NOT COVERED BY THE BUILDING TRADES AGREEMENT. OTHER DISTRIBUTION LINES WITH THE EXCEPTION OF SEWER, WATER AND CABLE TELEVISION ARE INCLUDED. UNDERGROUND DUCT LAYER PAY: \$.40 PER HOUR ABOVE THE BASE PAY RATE.....\$ 22.95 13.45

LABORER: DISTRIBUTION WORK: ZONE 4 - ALGER, BARAGA, CHIPPEWA, DELTA, DICKINSON, GOGEBIC, HOUGHTON, IRON, KEWEENAW, LUCE, MACKINAC, MARQUETTE, MENOMINEE, ONTONAGON AND SCHOOLCRAFT DISTRIBUTION WORK - THE CONSTRUCTION, INSTALLATION, TREATING AND RECONDITIONING OF DISTRIBUTION PIPELINES TRANSPORTING COAL, OIL, GAS OR OTHER SIMILAR MATERIALS, VAPORS OR LIQUIDS, INCLUDING PIPELINES WITHIN PRIVATE PROPERTY BOUNDARIES, UP TO AND INCLUDING THE METER SETTINGS ON RESIDENTIAL, COMMERCIAL, INDUSTRIAL, INSTITUTIONAL, PRIVATE AND PUBLIC STRUCTURES. ALL WORK COVERING PUMPING STATIONS AND TANK FARMS NOT COVERED BY THE BUILDING TRADES AGREEMENT. OTHER DISTRIBUTION LINES WITH THE EXCEPTION OF SEWER, WATER AND CABLE TELEVISION ARE INCLUDED. UNDERGROUND DUCT LAYER PAY: \$.40 PER HOUR ABOVE THE BASE PAY RATE.....\$ 22.92 13.45

LABORER: DISTRIBUTION WORK: ZONE 3 - BAY, GENESEE, LAPEER, MIDLAND, SAGINAW, SANILAC, SHIAWASSEE AND ST. CLAIR DISTRIBUTION WORK - THE CONSTRUCTION, INSTALLATION, TREATING AND RECONDITIONING OF DISTRIBUTION PIPELINES TRANSPORTING COAL, OIL, GAS OR OTHER SIMILAR MATERIALS, VAPORS OR LIQUIDS, INCLUDING PIPELINES WITHIN PRIVATE PROPERTY BOUNDARIES, UP TO AND INCLUDING THE METER SETTINGS

ON RESIDENTIAL, COMMERCIAL, INDUSTRIAL,  
 INSTITUTIONAL, PRIVATE AND PUBLIC STRUCTURES. ALL  
 WORK COVERING PUMPING STATIONS AND TANK FARMS NOT  
 COVERED BY THE BUILDING TRADES AGREEMENT. OTHER  
 DISTRIBUTION LINES WITH THE EXCEPTION OF SEWER,  
 WATER AND CABLE TELEVISION ARE INCLUDED.  
 UNDERGROUND DUCT LAYER PAY: \$.40 PER HOUR ABOVE THE  
 BASE PAY RATE.....\$ 23.55 13.45

LABORER: DISTRIBUTION WORK: ZONE 2 - MONROE AND  
 WASHTENAW DISTRIBUTION WORK - THE CONSTRUCTION,  
 INSTALLATION, TREATING AND RECONDITIONING OF  
 DISTRIBUTION PIPELINES TRANSPORTING COAL, OIL, GAS  
 OR OTHER SIMILAR MATERIALS, VAPORS OR LIQUIDS,  
 INCLUDING PIPELINES WITHIN PRIVATE PROPERTY  
 BOUNDARIES, UP TO AND INCLUDING THE METER SETTINGS  
 ON RESIDENTIAL, COMMERCIAL, INDUSTRIAL,  
 INSTITUTIONAL, PRIVATE AND PUBLIC STRUCTURES. ALL  
 WORK COVERING PUMPING STATIONS AND TANK FARMS NOT  
 COVERED BY THE BUILDING TRADES AGREEMENT. OTHER  
 DISTRIBUTION LINES WITH THE EXCEPTION OF SEWER,  
 WATER AND CABLE TELEVISION ARE INCLUDED.  
 UNDERGROUND DUCT LAYER PAY: \$.40 PER HOUR ABOVE THE  
 BASE PAY RATE.....\$ 24.55 13.45

LABORER: DISTRIBUTION WORK: ZONE 1 - MACOMB,  
 OAKLAND AND WAYNE DISTRIBUTION WORK - THE  
 CONSTRUCTION, INSTALLATION, TREATING AND  
 RECONDITIONING OF DISTRIBUTION PIPELINES  
 TRANSPORTING COAL, OIL, GAS OR OTHER SIMILAR  
 MATERIALS, VAPORS OR LIQUIDS, INCLUDING PIPELINES  
 WITHIN PRIVATE PROPERTY BOUNDARIES, UP TO AND  
 INCLUDING THE METER SETTINGS ON RESIDENTIAL,  
 COMMERCIAL, INDUSTRIAL, INSTITUTIONAL, PRIVATE AND  
 PUBLIC STRUCTURES. ALL WORK COVERING PUMPING  
 STATIONS AND TANK FARMS NOT COVERED BY THE BUILDING  
 TRADES AGREEMENT. OTHER DISTRIBUTION LINES WITH THE  
 EXCEPTION OF SEWER, WATER AND CABLE TELEVISION ARE  
 INCLUDED. UNDERGROUND DUCT LAYER PAY: \$.40 PER  
 HOUR ABOVE THE BASE PAY RATE. ....\$ 28.41 13.45

-----

-----

WELDERS - Receive rate prescribed for craft performing  
 operation to which welding is incidental.

=====  
 Note: Executive Order (EO) 13706, Establishing Paid Sick Leave  
 for Federal Contractors applies to all contracts subject to the  
 Davis-Bacon Act for which the contract is awarded (and any  
 solicitation was issued) on or after January 1, 2017. If this  
 contract is covered by the EO, the contractor must provide  
 employees with 1 hour of paid sick leave for every 30 hours  
 they work, up to 56 hours of paid sick leave each year.  
 Employees must be permitted to use paid sick leave for their  
 own illness, injury or other health-related needs, including  
 preventive care; to assist a family member (or person who is  
 like family to the employee) who is ill, injured, or has other  
 health-related needs, including preventive care; or for reasons  
 resulting from, or to assist a family member (or person who is  
 like family to the employee) who is a victim of, domestic  
 violence, sexual assault, or stalking. Additional information  
 on contractor requirements and worker protections under the EO  
 is available at <https://www.dol.gov/agencies/whd/government-contracts>.

Note: Executive Order 13658 generally applies to contracts subject to  
 the Davis-Bacon Act that were awarded on or between January 1,  
 2015 and January 29, 2022, and that have not been renewed or

extended on or after January 30, 2022. Executive Order 13658 does not apply to contracts subject only to the Davis-Bacon Related Acts regardless of when they were awarded. If a contract is subject to Executive Order 13658, the contractor must pay all covered workers at least \$13.65 per hour (or the applicable wage rate listed on this wage determination, if it is higher) for all hours spent performing on the contract from May 11, 2026, through December 31, 2026. The applicable Executive Order minimum wage rate will be adjusted annually. Additional information on contractor requirements and worker protections under Executive Order 13658 is available at [www.dol.gov/whd/govcontracts](http://www.dol.gov/whd/govcontracts).

Unlisted classifications needed for work not included within the scope of the classifications listed may be added after award only as provided in the labor standards contract clauses (29CFR 5.5 (a) (1) (iii)).

---

The body of each wage determination lists the classifications and wage rates that have been found to be prevailing for the type(s) of construction and geographic area covered by the wage determination. The classifications are listed in alphabetical order under rate identifiers indicating whether the particular rate is a union rate (current union negotiated rate), a survey rate, a weighted union average rate, a state adopted rate, or a supplemental classification rate.

#### Union Rate Identifiers

A four-letter identifier beginning with characters other than **SU**, **UAVG**, **SA**, or **SC** denotes that a union rate was prevailing for that classification in the survey. Example: PLUM0198-005 07/01/2024. PLUM is an identifier of the union whose collectively bargained rate prevailed in the survey for this classification, which in this example would be Plumbers. 0198 indicates the local union number or district council number where applicable, i.e., Plumbers Local 0198. The next number, 005 in the example, is an internal number used in processing the wage determination. The date, 07/01/2024 in the example, is the effective date of the most current negotiated rate.

Union prevailing wage rates are updated to reflect all changes over time that are reported to WHD in the rates in the collective bargaining agreement (CBA) governing the classification.

#### Union Average Rate Identifiers

The UAVG identifier indicates that no single rate prevailed for those classifications, but that 100% of the data reported for the classifications reflected union rates. EXAMPLE: UAVG-OH-0010 01/01/2024. UAVG indicates that the rate is a weighted union average rate. OH indicates the State of Ohio. The next number, 0010 in the example, is an internal number used in producing the wage determination. The date, 01/01/2024 in the example, indicates the date the wage determination was updated to reflect the most current union average rate.

A UAVG rate will be updated once a year, usually in January, to reflect a weighted average of the current rates in the collective bargaining agreements on which the rate is based.

#### Survey Rate Identifiers

The **SU** identifier indicates that either a single non-union

rate prevailed (as defined in 29 CFR 1.2) for this classification in the survey or that the rate was derived by computing a weighted average rate based on all the rates reported in the survey for that classification. As a weighted average rate includes all rates reported in the survey, it may include both union and non-union rates. Example: SUFL2022-007 6/27/2024. SU indicates the rate is a single non-union prevailing rate or a weighted average of survey data for that classification. FL indicates the State of Florida. 2022 is the year of the survey on which these classifications and rates are based. The next number, 007 in the example, is an internal number used in producing the wage determination. The date, 6/27/2024 in the example, indicates the survey completion date for the classifications and rates under that identifier.

◆SU◆ wage rates typically remain in effect until a new survey is conducted. However, the Wage and Hour Division (WHD) has the discretion to update such rates under 29 CFR 1.6(c)(1).

#### State Adopted Rate Identifiers

The ◆SA◆ identifier indicates that the classifications and prevailing wage rates set by a state (or local) government were adopted under 29 C.F.R 1.3(g)-(h). Example: SAME2023-007 01/03/2024. SA reflects that the rates are state adopted. ME refers to the State of Maine. 2023 is the year during which the state completed the survey on which the listed classifications and rates are based. The next number, 007 in the example, is an internal number used in producing the wage determination. The date, 01/03/2024 in the example, reflects the date on which the classifications and rates under the ◆SA◆ identifier took effect under state law in the state from which the rates were adopted.

---

#### WAGE DETERMINATION APPEALS PROCESS

1) Has there been an initial decision in the matter? This can be:

- a) a survey underlying a wage determination
- b) an existing published wage determination
- c) an initial WHD letter setting forth a position on a wage determination matter
- d) an initial conformance (additional classification and rate) determination

On survey related matters, initial contact, including requests for summaries of surveys, should be directed to the WHD Branch of Wage Surveys. Requests can be submitted via email to [davisbaconinfo@dol.gov](mailto:davisbaconinfo@dol.gov) or by mail to:

Branch of Wage Surveys  
Wage and Hour Division  
U.S. Department of Labor  
200 Constitution Avenue, N.W.  
Washington, DC 20210

Regarding any other wage determination matter such as conformance decisions, requests for initial decisions should be directed to the WHD Branch of Construction Wage Determinations. Requests can be submitted via email to [BCWD-Office@dol.gov](mailto:BCWD-Office@dol.gov) or by mail to:

Branch of Construction Wage Determinations  
Wage and Hour Division  
U.S. Department of Labor  
200 Constitution Avenue, N.W.  
Washington, DC 20210

2) If an initial decision has been issued, then any interested party (those affected by the action) that disagrees with the decision can request review and reconsideration from the Wage

and Hour Administrator (See 29 CFR Part 1.8 and 29 CFR Part 7). Requests for review and reconsideration can be submitted via email to [dba.reconsideration@dol.gov](mailto:dba.reconsideration@dol.gov) or by mail to:

Wage and Hour Administrator  
U.S. Department of Labor  
200 Constitution Avenue, N.W.  
Washington, DC 20210

The request should be accompanied by a full statement of the interested party's position and any information (wage payment data, project description, area practice material, etc.) that the requestor considers relevant to the issue.

3) If the decision of the Administrator is not favorable, an interested party may appeal directly to the Administrative Review Board (formerly the Wage Appeals Board). Write to:

Administrative Review Board  
U.S. Department of Labor  
200 Constitution Avenue, N.W.  
Washington, DC 20210.

=====  
END OF GENERAL DECISION"

State: Michigan

Construction Types: Highway

Counties: Michigan Counties of  
 Alcona, Alger, Allegan, Alpena, Antrim,  
 Arenac, Baraga, Barry, Bay, Benzie,  
 Berrien, Branch, Calhoun, Cass,  
 Charlevoix, Cheboygan, Chippewa, Clare,  
 Clinton, Crawford, Delta, Dickinson,  
 Eaton, Emmet, Genesee, Gladwin, Gogebic,  
 Grand Traverse, Gratiot, Hillsdale,  
 Houghton, Huron, Ingham, Ionia, Iosco,  
 Iron, Isabella, Jackson, Kalamazoo,  
 Kalkaska, Kent, Keweenaw, Lake, Lapeer,  
 Leelanau, Lenawee, Livingston, Luce,  
 Mackinac, Macomb, Manistee, Marquette,  
 Mason, Mecosta, Menominee, Midland,  
 Missaukee, Monroe, Montcalm,  
 Montmorency, Muskegon, Newaygo, Oakland,  
 Oceana, Ogemaw, Ontonagon, Osceola,  
 Oscoda, Otsego, Ottawa, Presque Isle,  
 Roscommon, Saginaw, Sanilac,  
 Schoolcraft, Shiawassee, St Clair, St  
 Joseph, Tuscola, Van Buren, Washtenaw,  
 Wayne and Wexford

Modification Number	Publication Date
1	01/09/2026
2	05/18/2026

CARP0004-004 06/01/2025

	Rates	Fringes
CARPENTER: PILEDRIVER (REMAINDER OF STATE).....	\$ 35.57	21.54

CARP0004-005 06/01/2025

	Rates	Fringes
CARPENTER: PILEDRIVER (LIVINGSTON (TOWNSHIPS OF BRIGHTON, DEERFIELD, GENOA, HARTLAND, OCEOLA & TYRONE), MACOMB, MONROE, OAKLAND, SANILAC, ST. CLAIR AND WAYNE COUNTIES).....	\$ 41.37	28.69

ELEC0017-005 06/01/2025

	Rates	Fringes
LINE CONSTRUCTION: OPERATOR B OPERATOR B: SHALL BE PROFICIENT IN OPERATING ANY 2 OF THE ABOVE MENTIONED PIECES OF EQUIPMENT LISTED UNDER OPERATOR A.....	\$ 38.98	20.26
LINE CONSTRUCTION: OPERATOR A OPERATOR A: SHALL BE PROFICIENT IN OPERATING ALL POWER EQUIPMENT		

INCLUDING: BACKHOE, EXCAVATOR, DIRECTIONAL BORE AND BOOM/DIGGER TRUCK.....	\$ 41.71	21.16
LINE CONSTRUCTION: JOURNEYMAN SPECIALIST		
JOURNEYMAN SPECIALIST: REFERS TO A CREW OF ONLY ONE PERSON WORKING ALONE.....	\$ 56.65	26.09
LINE CONSTRUCTION: JOURNEYMAN SIGNAL TECH, COMMUNICATIONS TECH, TOWER TECH & FIBER OPTIC		
SPLICERS.....	\$ 49.26	23.66
LINE CONSTRUCTION: GROUNDMAN/DRIVER.....	\$ 33.32	18.40

-----  
 ENGI0324-003 06/01/2025

Rates Fringes

OPERATOR: POWER EQUIPMENT, STEEL ERECTION: GROUP 18- OILER (ALCONA, ALPENA, ARENAC, BAY, CHEBOYGAN, CLARE, CLINTON, CRAWFORD, GENESEE, GLADWIN, GRATIOT, HURON, INGHAM, IOSCO, ISABELLA, JACKSON, LAPEER, LENAWEE, LIVINGSTON, MACOMB, MIDLAND, MONROE, MONTMORENCY, OAKLAND, OGEMAW, OSCODA, OTSEGO, PRESQUE ISLE, ROSCOMMON, SAGINAW, ST. CLAIR, SANILAC, SHIAWASSEE, TUSCOLA, WASHTENAW AND WAYNE COUNTIES:) FOOTNOTE: PAID HOLIDAYS: NEW YEAR'S DAY, MEMORIAL DAY, FOURTH OF JULY, LABOR DAY, THANKSGIVING DAY AND CHRISTMAS DAY.....	\$ 35.78	28.25
OPERATOR: POWER EQUIPMENT, STEEL ERECTION: GROUP 17- COMPRESSOR OR WELDER OPERATOR (ALCONA, ALPENA, ARENAC, BAY, CHEBOYGAN, CLARE, CLINTON, CRAWFORD, GENESEE, GLADWIN, GRATIOT, HURON, INGHAM, IOSCO, ISABELLA, JACKSON, LAPEER, LENAWEE, LIVINGSTON, MACOMB, MIDLAND, MONROE, MONTMORENCY, OAKLAND, OGEMAW, OSCODA, OTSEGO, PRESQUE ISLE, ROSCOMMON, SAGINAW, ST. CLAIR, SANILAC, SHIAWASSEE, TUSCOLA, WASHTENAW AND WAYNE COUNTIES:) FOOTNOTE: PAID HOLIDAYS: NEW YEAR'S DAY, MEMORIAL DAY, FOURTH OF JULY, LABOR DAY, THANKSGIVING DAY AND CHRISTMAS DAY.....	\$ 32.29	15.40
OPERATOR: POWER EQUIPMENT, STEEL ERECTION: GROUP 16- FORKLIFT AND 1 DRUM HOIST (ALCONA, ALPENA, ARENAC, BAY, CHEBOYGAN, CLARE, CLINTON, CRAWFORD, GENESEE, GLADWIN, GRATIOT, HURON, INGHAM, IOSCO, ISABELLA, JACKSON, LAPEER, LENAWEE, LIVINGSTON, MACOMB, MIDLAND, MONROE, MONTMORENCY, OAKLAND, OGEMAW, OSCODA, OTSEGO, PRESQUE ISLE, ROSCOMMON, SAGINAW, ST. CLAIR, SANILAC, SHIAWASSEE, TUSCOLA, WASHTENAW AND WAYNE COUNTIES:) FOOTNOTE: PAID HOLIDAYS: NEW YEAR'S DAY, MEMORIAL DAY, FOURTH OF JULY, LABOR DAY, THANKSGIVING DAY AND CHRISTMAS DAY.....	\$ 46.77	28.25
OPERATOR: POWER EQUIPMENT, STEEL ERECTION: GROUP 15- HOISTING OPERATOR; 2 DRUM HOIST AND RUBBER TIRED BACKHOE (ALCONA, ALPENA, ARENAC, BAY, CHEBOYGAN, CLARE, CLINTON, CRAWFORD, GENESEE, GLADWIN, GRATIOT, HURON, INGHAM, IOSCO, ISABELLA, JACKSON, LAPEER, LENAWEE, LIVINGSTON, MACOMB, MIDLAND, MONROE, MONTMORENCY, OAKLAND, OGEMAW, OSCODA, OTSEGO, PRESQUE ISLE, ROSCOMMON, SAGINAW, ST. CLAIR, SANILAC, SHIAWASSEE, TUSCOLA, WASHTENAW AND WAYNE COUNTIES:) FOOTNOTE: PAID HOLIDAYS: NEW YEAR'S DAY, MEMORIAL DAY, FOURTH OF JULY, LABOR DAY, THANKSGIVING DAY AND CHRISTMAS DAY.....	\$ 49.97	28.25
OPERATOR: POWER EQUIPMENT, STEEL ERECTION: GROUP 14- CRANE OPERATOR ON A CRANE THAT REQUIRES AN OILER (ALCONA, ALPENA, ARENAC, BAY, CHEBOYGAN, CLARE, CLINTON, CRAWFORD, GENESEE, GLADWIN, GRATIOT, HURON, INGHAM, IOSCO, ISABELLA, JACKSON,		

LAPEER, LENAWEЕ, LIVINGSTON, MACOMB, MIDLAND,  
 MONROE, MONTMORENCY, OAKLAND, OGEMAW, OSCODA,  
 OTSEGO, PRESQUE ISLE, ROSCOMMON, SAGINAW, ST.  
 CLAIR, SANILAC, SHIAWASSEE, TUSCOLA, WASHTENAW AND  
 WAYNE COUNTIES:) FOOTNOTE: PAID HOLIDAYS: NEW  
 YEAR'S DAY, MEMORIAL DAY, FOURTH OF JULY, LABOR  
 DAY, THANKSGIVING DAY AND CHRISTMAS DAY.....\$ 51.61 28.25  
 OPERATOR: POWER EQUIPMENT, STEEL ERECTION: GROUP  
 13- CRANE OPERATOR; JOB MECHANIC AND 3 DRUM HOIST  
 AND EXCAVATOR (ALCONA, ALPENA, ARENAC, BAY,  
 CHEBOYGAN, CLARE, CLINTON, CRAWFORD, GENESEE,  
 GLADWIN, GRATIOT, HURON, INGHAM, IOSCO, ISABELLA,  
 JACKSON, LAPEER, LENAWEЕ, LIVINGSTON, MACOMB,  
 MIDLAND, MONROE, MONTMORENCY, OAKLAND, OGEMAW,  
 OSCODA, OTSEGO, PRESQUE ISLE, ROSCOMMON, SAGINAW,  
 ST. CLAIR, SANILAC, SHIAWASSEE, TUSCOLA, WASHTENAW  
 AND WAYNE COUNTIES:) FOOTNOTE: PAID HOLIDAYS:  
 NEW YEAR'S DAY, MEMORIAL DAY, FOURTH OF JULY, LABOR  
 DAY, THANKSGIVING DAY AND CHRISTMAS DAY.....\$ 50.61 28.25  
 OPERATOR: POWER EQUIPMENT, STEEL ERECTION: GROUP  
 12- ENGINEER WHEN OPERATING COMBINATION OF BOOM AND  
 JIB 120' OR LONGER ON A CRANE THAT REQUIRES AN  
 OILER (ALCONA, ALPENA, ARENAC, BAY, CHEBOYGAN,  
 CLARE, CLINTON, CRAWFORD, GENESEE, GLADWIN,  
 GRATIOT, HURON, INGHAM, IOSCO, ISABELLA, JACKSON,  
 LAPEER, LENAWEЕ, LIVINGSTON, MACOMB, MIDLAND,  
 MONROE, MONTMORENCY, OAKLAND, OGEMAW, OSCODA,  
 OTSEGO, PRESQUE ISLE, ROSCOMMON, SAGINAW, ST.  
 CLAIR, SANILAC, SHIAWASSEE, TUSCOLA, WASHTENAW AND  
 WAYNE COUNTIES:) FOOTNOTE: PAID HOLIDAYS: NEW  
 YEAR'S DAY, MEMORIAL DAY, FOURTH OF JULY, LABOR  
 DAY, THANKSGIVING DAY AND CHRISTMAS DAY.....\$ 51.97 28.25  
 OPERATOR: POWER EQUIPMENT, STEEL ERECTION: GROUP  
 11- ENGINEER WHEN OPERATING COMBINATION OF BOOM AND  
 JIB 120' OR LONGER (ALCONA, ALPENA, ARENAC, BAY,  
 CHEBOYGAN, CLARE, CLINTON, CRAWFORD, GENESEE,  
 GLADWIN, GRATIOT, HURON, INGHAM, IOSCO, ISABELLA,  
 JACKSON, LAPEER, LENAWEЕ, LIVINGSTON, MACOMB,  
 MIDLAND, MONROE, MONTMORENCY, OAKLAND, OGEMAW,  
 OSCODA, OTSEGO, PRESQUE ISLE, ROSCOMMON, SAGINAW,  
 ST. CLAIR, SANILAC, SHIAWASSEE, TUSCOLA, WASHTENAW  
 AND WAYNE COUNTIES:) FOOTNOTE: PAID HOLIDAYS:  
 NEW YEAR'S DAY, MEMORIAL DAY, FOURTH OF JULY, LABOR  
 DAY, THANKSGIVING DAY AND CHRISTMAS DAY.....\$ 50.97 28.25  
 OPERATOR: POWER EQUIPMENT, STEEL ERECTION: GROUP  
 10- TOWER CRANE & DERRICK OPERATOR (WHERE  
 OPERATOR'S WORK STATION IS 50 FT. OR MORE ABOVE  
 FIRST SUB-LEVEL) ON A CRANE THAT REQUIRES AN OILER  
 (ALCONA, ALPENA, ARENAC, BAY, CHEBOYGAN, CLARE,  
 CLINTON, CRAWFORD, GENESEE, GLADWIN, GRATIOT,  
 HURON, INGHAM, IOSCO, ISABELLA, JACKSON, LAPEER,  
 LENAWEЕ, LIVINGSTON, MACOMB, MIDLAND, MONROE,  
 MONTMORENCY, OAKLAND, OGEMAW, OSCODA, OTSEGO,  
 PRESQUE ISLE, ROSCOMMON, SAGINAW, ST. CLAIR,  
 SANILAC, SHIAWASSEE, TUSCOLA, WASHTENAW AND WAYNE  
 COUNTIES:) FOOTNOTE: PAID HOLIDAYS: NEW  
 YEAR'S DAY, MEMORIAL DAY, FOURTH OF JULY, LABOR  
 DAY, THANKSGIVING DAY AND CHRISTMAS DAY.....\$ 52.70 28.25  
 OPERATOR: POWER EQUIPMENT, STEEL ERECTION: GROUP  
 9- TOWER CRANE & DERRICK OPERATOR (WHERE OPERATOR'S  
 WORK STATION IS 50 FT. OR MORE ABOVE FIRST  
 SUB-LEVEL) (ALCONA, ALPENA, ARENAC, BAY,  
 CHEBOYGAN, CLARE, CLINTON, CRAWFORD, GENESEE,  
 GLADWIN, GRATIOT, HURON, INGHAM, IOSCO, ISABELLA,  
 JACKSON, LAPEER, LENAWEЕ, LIVINGSTON, MACOMB,

MIDLAND, MONROE, MONTMORENCY, OAKLAND, OGEMAW,  
 OSCODA, OTSEGO, PRESQUE ISLE, ROSCOMMON, SAGINAW,  
 ST. CLAIR, SANILAC, SHIAWASSEE, TUSCOLA, WASHTENAW  
 AND WAYNE COUNTIES:) FOOTNOTE: PAID HOLIDAYS:  
 NEW YEAR'S DAY, MEMORIAL DAY, FOURTH OF JULY, LABOR  
 DAY, THANKSGIVING DAY AND CHRISTMAS DAY.....\$ 51.70 28.25  
 OPERATOR: POWER EQUIPMENT, STEEL ERECTION: GROUP  
 8- ENGINEER WHEN OPERATING COMBINATION OF BOOM AND  
 JIB 140' OR LONGER ON A CRANE THAT REQUIRES AN  
 OILER (ALCONA, ALPENA, ARENAC, BAY, CHEBOYGAN,  
 CLARE, CLINTON, CRAWFORD, GENESEE, GLADWIN,  
 GRATIOT, HURON, INGHAM, IOSCO, ISABELLA, JACKSON,  
 LAPEER, LENAWEE, LIVINGSTON, MACOMB, MIDLAND,  
 MONROE, MONTMORENCY, OAKLAND, OGEMAW, OSCODA,  
 OTSEGO, PRESQUE ISLE, ROSCOMMON, SAGINAW, ST.  
 CLAIR, SANILAC, SHIAWASSEE, TUSCOLA, WASHTENAW AND  
 WAYNE COUNTIES:) FOOTNOTE: PAID HOLIDAYS: NEW  
 YEAR'S DAY, MEMORIAL DAY, FOURTH OF JULY, LABOR  
 DAY, THANKSGIVING DAY AND CHRISTMAS DAY.....\$ 53.15 28.25  
 OPERATOR: POWER EQUIPMENT, STEEL ERECTION: GROUP  
 7- ENGINEER WHEN OPERATING COMBINATION OF BOOM AND  
 JIB 140' OR LONGER (ALCONA, ALPENA, ARENAC, BAY,  
 CHEBOYGAN, CLARE, CLINTON, CRAWFORD, GENESEE,  
 GLADWIN, GRATIOT, HURON, INGHAM, IOSCO, ISABELLA,  
 JACKSON, LAPEER, LENAWEE, LIVINGSTON, MACOMB,  
 MIDLAND, MONROE, MONTMORENCY, OAKLAND, OGEMAW,  
 OSCODA, OTSEGO, PRESQUE ISLE, ROSCOMMON, SAGINAW,  
 ST. CLAIR, SANILAC, SHIAWASSEE, TUSCOLA, WASHTENAW  
 AND WAYNE COUNTIES:) FOOTNOTE: PAID HOLIDAYS:  
 NEW YEAR'S DAY, MEMORIAL DAY, FOURTH OF JULY, LABOR  
 DAY, THANKSGIVING DAY AND CHRISTMAS DAY.....\$ 52.15 28.25  
 OPERATOR: POWER EQUIPMENT, STEEL ERECTION: GROUP  
 6- ENGINEER WHEN OPERATING COMBINATION OF BOOM AND  
 JIB 220' OR LONGER ON A CRANE THAT REQUIRES AN  
 OILER (ALCONA, ALPENA, ARENAC, BAY, CHEBOYGAN,  
 CLARE, CLINTON, CRAWFORD, GENESEE, GLADWIN,  
 GRATIOT, HURON, INGHAM, IOSCO, ISABELLA, JACKSON,  
 LAPEER, LENAWEE, LIVINGSTON, MACOMB, MIDLAND,  
 MONROE, MONTMORENCY, OAKLAND, OGEMAW, OSCODA,  
 OTSEGO, PRESQUE ISLE, ROSCOMMON, SAGINAW, ST.  
 CLAIR, SANILAC, SHIAWASSEE, TUSCOLA, WASHTENAW AND  
 WAYNE COUNTIES:) FOOTNOTE: PAID HOLIDAYS: NEW  
 YEAR'S DAY, MEMORIAL DAY, FOURTH OF JULY, LABOR  
 DAY, THANKSGIVING DAY AND CHRISTMAS DAY.....\$ 53.42 28.25  
 OPERATOR: POWER EQUIPMENT, STEEL ERECTION: GROUP  
 5- ENGINEER WHEN OPERATING COMBINATION OF BOOM AND  
 JIB 220' OR LONGER (ALCONA, ALPENA, ARENAC, BAY,  
 CHEBOYGAN, CLARE, CLINTON, CRAWFORD, GENESEE,  
 GLADWIN, GRATIOT, HURON, INGHAM, IOSCO, ISABELLA,  
 JACKSON, LAPEER, LENAWEE, LIVINGSTON, MACOMB,  
 MIDLAND, MONROE, MONTMORENCY, OAKLAND, OGEMAW,  
 OSCODA, OTSEGO, PRESQUE ISLE, ROSCOMMON, SAGINAW,  
 ST. CLAIR, SANILAC, SHIAWASSEE, TUSCOLA, WASHTENAW  
 AND WAYNE COUNTIES:) FOOTNOTE: PAID HOLIDAYS:  
 NEW YEAR'S DAY, MEMORIAL DAY, FOURTH OF JULY, LABOR  
 DAY, THANKSGIVING DAY AND CHRISTMAS DAY.....\$ 52.42 28.25  
 OPERATOR: POWER EQUIPMENT, STEEL ERECTION: GROUP  
 4- ENGINEER WHEN OPERATING COMBINATION OF BOOM AND  
 JIB 300' OR LONGER ON A CRANE THAT REQUIRES AN  
 OILER (ALCONA, ALPENA, ARENAC, BAY, CHEBOYGAN,  
 CLARE, CLINTON, CRAWFORD, GENESEE, GLADWIN,  
 GRATIOT, HURON, INGHAM, IOSCO, ISABELLA, JACKSON,  
 LAPEER, LENAWEE, LIVINGSTON, MACOMB, MIDLAND,  
 MONROE, MONTMORENCY, OAKLAND, OGEMAW, OSCODA,  
 OTSEGO, PRESQUE ISLE, ROSCOMMON, SAGINAW, ST.

CLAIR, SANILAC, SHIAWASSEE, TUSCOLA, WASHTENAW AND WAYNE COUNTIES:) FOOTNOTE: PAID HOLIDAYS: NEW YEAR'S DAY, MEMORIAL DAY, FOURTH OF JULY, LABOR DAY, THANKSGIVING DAY AND CHRISTMAS DAY.....	\$ 54.92	28.25
OPERATOR: POWER EQUIPMENT, STEEL ERECTION: GROUP 3- ENGINEER WHEN OPERATING COMBINATION OF BOOM AND JIB 300' OR LONGER (ALCONA, ALPENA, ARENAC, BAY, CHEBOYGAN, CLARE, CLINTON, CRAWFORD, GENESEE, GLADWIN, GRATIOT, HURON, INGHAM, IOSCO, ISABELLA, JACKSON, LAPEER, LENAWEE, LIVINGSTON, MACOMB, MIDLAND, MONROE, MONTMORENCY, OAKLAND, OGEMAW, OSCODA, OTSEGO, PRESQUE ISLE, ROSCOMMON, SAGINAW, ST. CLAIR, SANILAC, SHIAWASSEE, TUSCOLA, WASHTENAW AND WAYNE COUNTIES:) FOOTNOTE: PAID HOLIDAYS: NEW YEAR'S DAY, MEMORIAL DAY, FOURTH OF JULY, LABOR DAY, THANKSGIVING DAY AND CHRISTMAS DAY.....	\$ 53.92	28.25
OPERATOR: POWER EQUIPMENT, STEEL ERECTION: GROUP 2- ENGINEER WHEN OPERATING COMBINATION OF BOOM AND JIB 400' OR LONGER ON A CRANE THAT REQUIRES AN OILER (ALCONA, ALPENA, ARENAC, BAY, CHEBOYGAN, CLARE, CLINTON, CRAWFORD, GENESEE, GLADWIN, GRATIOT, HURON, INGHAM, IOSCO, ISABELLA, JACKSON, LAPEER, LENAWEE, LIVINGSTON, MACOMB, MIDLAND, MONROE, MONTMORENCY, OAKLAND, OGEMAW, OSCODA, OTSEGO, PRESQUE ISLE, ROSCOMMON, SAGINAW, ST. CLAIR, SANILAC, SHIAWASSEE, TUSCOLA, WASHTENAW AND WAYNE COUNTIES:) FOOTNOTE: PAID HOLIDAYS: NEW YEAR'S DAY, MEMORIAL DAY, FOURTH OF JULY, LABOR DAY, THANKSGIVING DAY AND CHRISTMAS DAY.....	\$ 56.42	28.25
OPERATOR: POWER EQUIPMENT, STEEL ERECTION: GROUP 1- ENGINEER WHEN OPERATING COMBINATION OF BOOM AND JIB 400' OR LONGER (ALCONA, ALPENA, ARENAC, BAY, CHEBOYGAN, CLARE, CLINTON, CRAWFORD, GENESEE, GLADWIN, GRATIOT, HURON, INGHAM, IOSCO, ISABELLA, JACKSON, LAPEER, LENAWEE, LIVINGSTON, MACOMB, MIDLAND, MONROE, MONTMORENCY, OAKLAND, OGEMAW, OSCODA, OTSEGO, PRESQUE ISLE, ROSCOMMON, SAGINAW, ST. CLAIR, SANILAC, SHIAWASSEE, TUSCOLA, WASHTENAW AND WAYNE COUNTIES:) FOOTNOTE: PAID HOLIDAYS: NEW YEAR'S DAY, MEMORIAL DAY, FOURTH OF JULY, LABOR DAY, THANKSGIVING DAY AND CHRISTMAS DAY.....	\$ 55.42	28.25

-----  
 ENGI0324-004 06/01/2025

	Rates	Fringes
OPERATOR: POWER EQUIPMENT, STEEL ERECTION: GROUP 6 (AREA 2).....	\$ 35.78	28.25
OPERATOR: POWER EQUIPMENT, STEEL ERECTION: GROUP 6 (AREA 1).....	\$ 35.78	28.25
OPERATOR: POWER EQUIPMENT, STEEL ERECTION: GROUP 5 (AREA 2).....	\$ 32.29	15.40
OPERATOR: POWER EQUIPMENT, STEEL ERECTION: GROUP 5 (AREA 1).....	\$ 32.29	15.40
OPERATOR: POWER EQUIPMENT, STEEL ERECTION: GROUP 4 (AREA 2).....	\$ 46.77	28.25
OPERATOR: POWER EQUIPMENT, STEEL ERECTION: GROUP 4 (AREA 1).....	\$ 46.77	28.25
OPERATOR: POWER EQUIPMENT, STEEL ERECTION: GROUP 3 (AREA 2).....	\$ 50.61	28.25
OPERATOR: POWER EQUIPMENT, STEEL ERECTION: GROUP 3 (AREA 1).....	\$ 50.61	28.25
OPERATOR: POWER EQUIPMENT, STEEL ERECTION: GROUP 2 (AREA 2).....	\$ 52.15	28.25
OPERATOR: POWER EQUIPMENT, STEEL ERECTION: GROUP 2 (AREA 1).....	\$ 52.15	28.25

OPERATOR: POWER EQUIPMENT, STEEL ERECTION: GROUP 1 (AREA 2).....	\$ 55.02	28.25
OPERATOR: POWER EQUIPMENT, STEEL ERECTION: GROUP 1 (AREA 1).....	\$ 55.02	28.25

---

ENGI0324-005 09/01/2025

	Rates	Fringes
OPERATOR: POWER EQUIPMENT, UNDERGROUND CONSTRUCTION (INCLUDING SEWER): GROUP 5 (AREA 2:)...\$	30.35	12.10
OPERATOR: POWER EQUIPMENT, UNDERGROUND CONSTRUCTION (INCLUDING SEWER): GROUP 5 (AREA 1:)...\$	30.35	12.10
OPERATOR: POWER EQUIPMENT, UNDERGROUND CONSTRUCTION (INCLUDING SEWER): GROUP 4 (AREA 2:)...\$	39.95	25.25
OPERATOR: POWER EQUIPMENT, UNDERGROUND CONSTRUCTION (INCLUDING SEWER): GROUP 4 (AREA 1:)...\$	39.95	25.25
OPERATOR: POWER EQUIPMENT, UNDERGROUND CONSTRUCTION (INCLUDING SEWER): GROUP 3 (AREA 2:)...\$	40.52	25.25
OPERATOR: POWER EQUIPMENT, UNDERGROUND CONSTRUCTION (INCLUDING SEWER): GROUP 3 (AREA 1:)...\$	40.52	25.25
OPERATOR: POWER EQUIPMENT, UNDERGROUND CONSTRUCTION (INCLUDING SEWER): GROUP 2 (AREA 2:)...\$	41.25	25.25
OPERATOR: POWER EQUIPMENT, UNDERGROUND CONSTRUCTION (INCLUDING SEWER): GROUP 2 (AREA 1:)...\$	41.25	25.25
OPERATOR: POWER EQUIPMENT, UNDERGROUND CONSTRUCTION (INCLUDING SEWER): GROUP 1 (AREA 2:)...\$	45.98	25.25
OPERATOR: POWER EQUIPMENT, UNDERGROUND CONSTRUCTION (INCLUDING SEWER): GROUP 1 (AREA 1:)...\$	45.98	25.25

---

ENGI0324-006 06/01/2025

	Rates	Fringes
POWER EQUIPMENT OPERATORS:, AIRPORT, BRIDGE & HIGHWAY CONSTRUCTION: GROUP 4 (GENESEE, MACOMB, MONROE, OAKLAND, WASHTENAW, WAYNE, ALCONA, ALGER, ALLEGAN, ALPENA, ANTRIM, ARENAC, BARAGA, BARRY, BAY, BENZIE, BERRIEN, BRANCH, CALHOUN, CASS, CHARLEVOIX, CHEBOYGAN, CHIPPEWA, CLARE, CLINTON, CRAWFORD, DELTA, DICKINSON, EATON, EMMET, GLADWIN, GOGEBIC, GRAND TRAVERSE, GRATIOT, HILLSDALE, HOUGHTON, HURON, INGHAM, IONIA, IOSCO, IRON, ISABELLA, JACKSON, KALAMAZOO, KALKASKA, KENT, KEWEENAW, LAKE, LAPEE.....	\$ 37.77	25.25
POWER EQUIPMENT OPERATORS:, AIRPORT, BRIDGE & HIGHWAY CONSTRUCTION: GROUP 3 (GENESEE, MACOMB, MONROE, OAKLAND, WASHTENAW, WAYNE, ALCONA, ALGER, ALLEGAN, ALPENA, ANTRIM, ARENAC, BARAGA, BARRY, BAY, BENZIE, BERRIEN, BRANCH, CALHOUN, CASS, CHARLEVOIX, CHEBOYGAN, CHIPPEWA, CLARE, CLINTON, CRAWFORD, DELTA, DICKINSON, EATON, EMMET, GLADWIN, GOGEBIC, GRAND TRAVERSE, GRATIOT, HILLSDALE, HOUGHTON, HURON, INGHAM, IONIA, IOSCO, IRON, ISABELLA, JACKSON, KALAMAZOO, KALKASKA, KENT, KEWEENAW, LAKE, LAPEE.....	\$ 38.33	25.25
POWER EQUIPMENT OPERATORS:, AIRPORT, BRIDGE & HIGHWAY CONSTRUCTION: GROUP 2 (GENESEE, MACOMB, MONROE, OAKLAND, WASHTENAW, WAYNE, ALCONA, ALGER, ALLEGAN, ALPENA, ANTRIM, ARENAC, BARAGA, BARRY, BAY, BENZIE, BERRIEN, BRANCH, CALHOUN, CASS, CHARLEVOIX, CHEBOYGAN, CHIPPEWA, CLARE, CLINTON, CRAWFORD, DELTA, DICKINSON, EATON, EMMET, GLADWIN, GOGEBIC, GRAND TRAVERSE, GRATIOT, HILLSDALE, HOUGHTON, HURON, INGHAM, IONIA, IOSCO, IRON, ISABELLA, JACKSON, KALAMAZOO, KALKASKA, KENT, KEWEENAW, LAKE, LAPEE.....	\$ 45.06	25.25

POWER EQUIPMENT OPERATORS:, AIRPORT, BRIDGE &  
HIGHWAY CONSTRUCTION: GROUP 1 (GENESEE, MACOMB,  
MONROE, OAKLAND, WASHTENAW, WAYNE, ALCONA, ALGER,  
ALLEGAN, ALPENA, ANTRIM, ARENAC, BARAGA, BARRY,  
BAY, BENZIE, BERRIEN, BRANCH, CALHOUN, CASS,  
CHARLEVOIX, CHEBOYGAN, CHIPPEWA, CLARE, CLINTON,  
CRAWFORD, DELTA, DICKINSON, EATON, EMMET, GLADWIN,  
GOGEBIC, GRAND TRAVERSE, GRATIOT, HILLSDALE,  
HOUGHTON, HURON, INGHAM, IONIA, IOSCO, IRON,  
ISABELLA, JACKSON, KALAMAZOO, KALKASKA, KENT,  
KEWEENAW, LAKE, LAPEE.....\$ 46.21 25.25

---

ENGI0324-007 05/01/2025

Rates Fringes

OPERATOR: POWER EQUIPMENT, STEEL ERECTION: REGULAR  
OPERATOR (ALGER, BARAGA, CHIPPEWA, DELTA,  
DICKINSON, GOGEBIC, HOUGHTON, IRON, KEWEENAW, LUCE,  
MACKINAC MARQUETTE, MENOMINEE, ONTONAGON AND  
SCHOOLCRAFT COUNTIES:.).....\$ 47.12 25.00

OPERATOR: POWER EQUIPMENT, STEEL ERECTION: OILER  
AND FIREMAN (ALGER, BARAGA, CHIPPEWA, DELTA,  
DICKINSON, GOGEBIC, HOUGHTON, IRON, KEWEENAW, LUCE,  
MACKINAC MARQUETTE, MENOMINEE, ONTONAGON AND  
SCHOOLCRAFT COUNTIES:.).....\$ 41.76 25.00

OPERATOR: POWER EQUIPMENT, STEEL ERECTION:  
MECHANIC WITH TRUCK AND TOOLS (ALGER, BARAGA,  
CHIPPEWA, DELTA, DICKINSON, GOGEBIC, HOUGHTON,  
IRON, KEWEENAW, LUCE, MACKINAC MARQUETTE,  
MENOMINEE, ONTONAGON AND SCHOOLCRAFT COUNTIES:.).....\$ 48.90 25.00

OPERATOR: POWER EQUIPMENT, STEEL ERECTION: CRANE  
OPERATOR, MAIN BOOM & JIB 220' OR LONGER (ALGER,  
BARAGA, CHIPPEWA, DELTA, DICKINSON, GOGEBIC,  
HOUGHTON, IRON, KEWEENAW, LUCE, MACKINAC MARQUETTE,  
MENOMINEE, ONTONAGON AND SCHOOLCRAFT COUNTIES:.).....\$ 50.66 25.00

OPERATOR: POWER EQUIPMENT, STEEL ERECTION: CRANE  
OPERATOR, MAIN BOOM & JIB 140' OR LONGER (ALGER,  
BARAGA, CHIPPEWA, DELTA, DICKINSON, GOGEBIC,  
HOUGHTON, IRON, KEWEENAW, LUCE, MACKINAC MARQUETTE,  
MENOMINEE, ONTONAGON AND SCHOOLCRAFT COUNTIES:.).....\$ 50.07 24.60

OPERATOR: POWER EQUIPMENT, STEEL ERECTION: CRANE  
OPERATOR, MAIN BOOM & JIB 120' OR LONGER (ALGER,  
BARAGA, CHIPPEWA, DELTA, DICKINSON, GOGEBIC,  
HOUGHTON, IRON, KEWEENAW, LUCE, MACKINAC MARQUETTE,  
MENOMINEE, ONTONAGON AND SCHOOLCRAFT COUNTIES:.).....\$ 49.77 25.00

OPERATOR: POWER EQUIPMENT, STEEL ERECTION:  
COMPRESSOR, WELDER AND FORKLIFT (ALGER, BARAGA,  
CHIPPEWA, DELTA, DICKINSON, GOGEBIC, HOUGHTON,  
IRON, KEWEENAW, LUCE, MACKINAC MARQUETTE,  
MENOMINEE, ONTONAGON AND SCHOOLCRAFT COUNTIES:.).....\$ 43.30 25.00

---

ENGI0324-008 10/01/2023

Rates Fringes

OPERATOR: POWER EQUIPMENT, SEWER RELINING: GROUP 2  
(ALCONA, ALGER, ALLEGAN, ALPENA, ANTRIM, ARENAC,  
BARAGA, BARRY, BAY, BENZIE, BERRIEN, BRANCH,  
CALHOUN, CASS, CHARLEVOIX, CHEBOYGAN, CHIPPEWA,  
CLARE, CLINTON, CRAWFORD, DELTA, DICKINSON, EATON,  
EMMET, GENESEE, GLADWIN, GOGEBIC, GRAND TRAVERSE,  
GRATIOT, HILLSDALE, HOUGHTON, HURON, INGHAM, IONIA,  
IOSCO, IRON, ISABELLA, JACKSON, KALAMAZOO,  
KALKASKA, KENT, KEWEENAW, LAKE, LAPEER, LEELANAU,  
LENAWEE, LIVINGSTON, LUCE, MACKINAC, MACOMB,  
MANISTEE, MAR.....\$ 35.33 15.44

OPERATOR: POWER EQUIPMENT, SEWER RELINING: GROUP 1  
 (ALCONA, ALGER, ALLEGAN, ALPENA, ANTRIM, ARENAC,  
 BARAGA, BARRY, BAY, BENZIE, BERRIEN, BRANCH,  
 CALHOUN, CASS, CHARLEVOIX, CHEBOYGAN, CHIPPEWA,  
 CLARE, CLINTON, CRAWFORD, DELTA, DICKINSON, EATON,  
 EMMET, GENESEE, GLADWIN, GOGEBIC, GRAND TRAVERSE,  
 GRATIOT, HILLSDALE, HOUGHTON, HURON, INGHAM, IONIA,  
 IOSCO, IRON, ISABELLA, JACKSON, KALAMAZOO,  
 KALKASKA, KENT, KEWEENAW, LAKE, LAPEER, LEELANAU,  
 LENAWEE, LIVINGSTON, LUCE, MACKINAC, MACOMB,  
 MANISTEE, MAR.....\$ 37.37 15.44

ENGI0325-012 05/01/2025

Rates Fringes

POWER EQUIPMENT OPERATORS - GAS DISTRIBUTION AND  
 DUCT INSTALLATION WORK: GROUP 2 DOZER (LESS THAN  
 D-6 EQUIVALENT), ENDLOADER (UNDER 2 YD. CAPACITY),  
 SIDE BOOM (UNDER D-4 CAPACITY), BACKFILLER, PUMPS  
 (1 OR 2 OF 6-INCH DISCHARGE OR GREATER), BOOM TRUCK  
 (WITH POWERED BOOM), TRACTOR (WHEEL TYPE OTHER THAN  
 BACKHOE OR FRONT ENDLOADER). TAMPER  
 (SELF-PROPELLED), BOOM TRUCK (WITH NON-POWERED  
 BOOM), CONCRETE SAW (20 HP OR LARGER), PUMPS (2 TO  
 4 UNDER 6-INCH DISCHARGE), COMPRESSOR (2 OR MORE OR  
 WHEN ONE IS USED CONTINUOUSLY INTO THE SECOND DAY)  
 AND TRENCHER(SERVICE). OILER, HYDRAULIC PIPE  
 PUSHING MACHINE, GREASE PERSON AND HYDROSTATIC  
 TESTING OPERATOR. SCOPE OF WORK: THE CONSTRUCTION,  
 INSTALLATION, TREATING AND RECONDITIONING OF  
 PIPELINES TRANSPORTING GAS VAPORS WITHIN CITIES,  
 TOWNS, SUBDIVISIONS, SUBURBAN AREAS, OR WITHIN  
 PRIVATE PROPERTY BOUNDARIES, UP TO AND INCLUDING  
 PRIVATE METER SETTINGS OF PRIVATE INDUSTRIAL,  
 GOVERNMENTAL OR OTHER PREMISES, MORE COMMONLY  
 REFERRED TO AS ""DISTRIBUTION WORK,"" STARTING FROM  
 THE FIRST METERING STATION, CONNECTION, SIMILAR OR  
 RELATED FACILITY, OF THE MAIN OR CROSS COUNTRY  
 PIPELINE AND INCLUDING DUCT INSTALLATION.....\$ 36.05 25.25

POWER EQUIPMENT OPERATORS - GAS DISTRIBUTION AND  
 DUCT INSTALLATION WORK: GROUP 1 BACKHOE, CRANE,  
 GRADER, MECHANIC, DOZER (D-6 EQUIVALENT OR LARGER),  
 SIDE BOOM (D-4 EQUIVALENT OR LARGER),  
 TRENCHER(EXCEPT SERVICE), ENDLOADER (2 YD. CAPACITY  
 OR GREATER). SCOPE OF WORK: THE CONSTRUCTION,  
 INSTALLATION, TREATING AND RECONDITIONING OF  
 PIPELINES TRANSPORTING GAS VAPORS WITHIN CITIES,  
 TOWNS, SUBDIVISIONS, SUBURBAN AREAS, OR WITHIN  
 PRIVATE PROPERTY BOUNDARIES, UP TO AND INCLUDING  
 PRIVATE METER SETTINGS OF PRIVATE INDUSTRIAL,  
 GOVERNMENTAL OR OTHER PREMISES, MORE COMMONLY  
 REFERRED TO AS ""DISTRIBUTION WORK,"" STARTING FROM  
 THE FIRST METERING STATION, CONNECTION, SIMILAR OR  
 RELATED FACILITY, OF THE MAIN OR CROSS COUNTRY  
 PIPELINE AND INCLUDING DUCT INSTALLATION.....\$ 39.78 25.25

IRON0008-007 06/01/2009

Rates Fringes

IRONWORKER - PRE-ENGINEERED METAL BUILDING ERECTOR  
 (ALGER, BARAGA, CHIPPEWA, DELTA, DICKINSON,  
 GOGEBIC, HOUGHTON, IRON, KEWEENAW, LUCE, MACKINAC  
 MARQUETTE, MENOMINEE, ONTONAGON AND SCHOOLCRAFT  
 COUNTIES) PAID HOLIDAYS: NEW YEAR'S DAY,  
 MEMORIAL DAY, JULY 4TH, LABOR DAY, THANKSGIVING DAY

& CHRISTMAS DAY.....	\$ 23.70	6.95
IRONWORKER: GENERAL CONTRACTS LESS THAN \$10,000,000 (ALGER, BARAGA, CHIPPEWA, DELTA, DICKINSON, GOGEBIC, HOUGHTON, IRON, KEWEENAW, LUCE, MACKINAC MARQUETTE, MENOMINEE, ONTONAGON AND SCHOOLCRAFT COUNTIES) PAID HOLIDAYS: NEW YEAR'S DAY, MEMORIAL DAY, JULY 4TH, LABOR DAY, THANKSGIVING DAY & CHRISTMAS DAY.....		
	\$ 39.91	32.32
IRONWORKER: GENERAL CONTRACTS \$10,000,000 OR GREATER (ALGER, BARAGA, CHIPPEWA, DELTA, DICKINSON, GOGEBIC, HOUGHTON, IRON, KEWEENAW, LUCE, MACKINAC MARQUETTE, MENOMINEE, ONTONAGON AND SCHOOLCRAFT COUNTIES) PAID HOLIDAYS: NEW YEAR'S DAY, MEMORIAL DAY, JULY 4TH, LABOR DAY, THANKSGIVING DAY & CHRISTMAS DAY.....		
	\$ 39.91	32.32

IRON0008-007 06/01/2024

Rates Fringes

IRONWORKER - PRE-ENGINEERED METAL BUILDING ERECTOR (ALGER, BARAGA, CHIPPEWA, DELTA, DICKINSON, GOGEBIC, HOUGHTON, IRON, KEWEENAW, LUCE, MACKINAC MARQUETTE, MENOMINEE, ONTONAGON AND SCHOOLCRAFT COUNTIES) PAID HOLIDAYS: NEW YEAR'S DAY, MEMORIAL DAY, JULY 4TH, LABOR DAY, THANKSGIVING DAY & CHRISTMAS DAY.....		
	\$ 23.70	6.95
IRONWORKER: GENERAL CONTRACTS LESS THAN \$10,000,000 (ALGER, BARAGA, CHIPPEWA, DELTA, DICKINSON, GOGEBIC, HOUGHTON, IRON, KEWEENAW, LUCE, MACKINAC MARQUETTE, MENOMINEE, ONTONAGON AND SCHOOLCRAFT COUNTIES) PAID HOLIDAYS: NEW YEAR'S DAY, MEMORIAL DAY, JULY 4TH, LABOR DAY, THANKSGIVING DAY & CHRISTMAS DAY.....		
	\$ 39.91	32.32
IRONWORKER: GENERAL CONTRACTS \$10,000,000 OR GREATER (ALGER, BARAGA, CHIPPEWA, DELTA, DICKINSON, GOGEBIC, HOUGHTON, IRON, KEWEENAW, LUCE, MACKINAC MARQUETTE, MENOMINEE, ONTONAGON AND SCHOOLCRAFT COUNTIES) PAID HOLIDAYS: NEW YEAR'S DAY, MEMORIAL DAY, JULY 4TH, LABOR DAY, THANKSGIVING DAY & CHRISTMAS DAY.....		
	\$ 39.91	32.32

IRON0025-002 04/01/2025

Rates Fringes

IRONWORKER - PRE-ENGINEERED METAL BUILDING ERECTOR: BAY, GENESEE, LAPEER, LIVINGSTON (EAST OF BURKHARDT ROAD), MACOMB, MIDLAND, OAKLAND, SAGINAW, ST. CLAIR, THE UNIVERSITY OF MICHIGAN, WASHTENAW (EAST OF U.S. 23) & WAYNE (ALCONA, ALPENA, ARENAC, BAY, CHEBOYGAN, CLARE, CLINTON, CRAWFORD, GENESEE, GLADWIN, GRATIOT, HURON, INGHAM, IOSCO, ISABELLA, JACKSON, LAPEER, LIVINGSTON, MACOMB, MIDLAND, MONTMORENCY, OAKLAND, OGEMAW, OSCODA, OTSEGO, PRESQUE ISLE, ROSCOMMON, SAGINAW, SANILAC, SHIAWASSEE, S.....		
	\$ 30.02	28.13
IRONWORKER - PRE-ENGINEERED METAL BUILDING ERECTOR: ALLEGAN, ANTRIM, BARRY, BENZIE, BRANCH, CALHOUN, CHARLEVOIX, EATON, EMMET, GRAND TRAVERSE, HILLSDALE, IONIA, KALAMAZOO, KALKASKA, KENT, LAKE, LEELANAU, MANISTEE, MASON, MECOSTA, MISSAUKEE, MONTCALM, MUSKEGON, NEWAYGO, OCEANA, OSCEOLA, OTTAWA, ST. JOSEPH, VAN BUREN AND WEXFORD COUNTIES: (ALCONA, ALPENA, ARENAC, BAY, CHEBOYGAN, CLARE, CLINTON, CRAWFORD, GENESEE, GLADWIN, GRATIOT, HURON, INGHAM, IOSCO, ISABELLA, JACKSON, LAPEER,		

LIVINGSTON, MACOM.....	\$ 28.80	27.43
IRONWORKER: REINFORCING (ALCONA, ALPENA, ARENAC, BAY, CHEBOYGAN, CLARE, CLINTON, CRAWFORD, GENESEE, GLADWIN, GRATIOT, HURON, INGHAM, IOSCO, ISABELLA, JACKSON, LAPEER, LIVINGSTON, MACOMB, MIDLAND, MONTMORENCY, OAKLAND, OGEMAW, OSCODA, OTSEGO, PRESQUE ISLE, ROSCOMMON, SAGINAW, SANILAC, SHIAWASSEE, ST. CLAIR, TUSCOLA, WASHTENAW AND WAYNE COUNTIES:)).....	\$ 36.55	32.87
IRONWORKER: ORNAMENTAL AND STRUCTURAL (ALCONA, ALPENA, ARENAC, BAY, CHEBOYGAN, CLARE, CLINTON, CRAWFORD, GENESEE, GLADWIN, GRATIOT, HURON, INGHAM, IOSCO, ISABELLA, JACKSON, LAPEER, LIVINGSTON, MACOMB, MIDLAND, MONTMORENCY, OAKLAND, OGEMAW, OSCODA, OTSEGO, PRESQUE ISLE, ROSCOMMON, SAGINAW, SANILAC, SHIAWASSEE, ST. CLAIR, TUSCOLA, WASHTENAW AND WAYNE COUNTIES:)).....	\$ 36.55	35.93

-----  
IRON0025-002 06/01/2025

Rates Fringes

IRONWORKER - PRE-ENGINEERED METAL BUILDING ERECTOR: BAY, GENESEE, LAPEER, LIVINGSTON (EAST OF BURKHARDT ROAD), MACOMB, MIDLAND, OAKLAND, SAGINAW, ST. CLAIR, THE UNIVERSITY OF MICHIGAN, WASHTENAW (EAST OF U.S. 23) & WAYNE (ALCONA, ALPENA, ARENAC, BAY, CHEBOYGAN, CLARE, CLINTON, CRAWFORD, GENESEE, GLADWIN, GRATIOT, HURON, INGHAM, IOSCO, ISABELLA, JACKSON, LAPEER, LIVINGSTON, MACOMB, MIDLAND, MONTMORENCY, OAKLAND, OGEMAW, OSCODA, OTSEGO, PRESQUE ISLE, ROSCOMMON, SAGINAW, SANILAC, SHIAWASSEE, S.....	\$ 30.02	28.13
IRONWORKER - PRE-ENGINEERED METAL BUILDING ERECTOR: ALLEGAN, ANTRIM, BARRY, BENZIE, BRANCH, CALHOUN, CHARLEVOIX, EATON, EMMET, GRAND TRAVERSE, HILLSDALE, IONIA, KALAMAZOO, KALKASKA, KENT, LAKE, LEELANAU, MANISTEE, MASON, MECOSTA, MISSAUKEE, MONTCALM, MUSKEGON, NEWAYGO, OCEANA, OSCEOLA, OTTAWA, ST. JOSEPH, VAN BUREN AND WEXFORD COUNTIES: (ALCONA, ALPENA, ARENAC, BAY, CHEBOYGAN, CLARE, CLINTON, CRAWFORD, GENESEE, GLADWIN, GRATIOT, HURON, INGHAM, IOSCO, ISABELLA, JACKSON, LAPEER, LIVINGSTON, MACOM.....	\$ 28.80	27.43
IRONWORKER: REINFORCING (ALCONA, ALPENA, ARENAC, BAY, CHEBOYGAN, CLARE, CLINTON, CRAWFORD, GENESEE, GLADWIN, GRATIOT, HURON, INGHAM, IOSCO, ISABELLA, JACKSON, LAPEER, LIVINGSTON, MACOMB, MIDLAND, MONTMORENCY, OAKLAND, OGEMAW, OSCODA, OTSEGO, PRESQUE ISLE, ROSCOMMON, SAGINAW, SANILAC, SHIAWASSEE, ST. CLAIR, TUSCOLA, WASHTENAW AND WAYNE COUNTIES:)).....	\$ 36.55	32.87
IRONWORKER: ORNAMENTAL AND STRUCTURAL (ALCONA, ALPENA, ARENAC, BAY, CHEBOYGAN, CLARE, CLINTON, CRAWFORD, GENESEE, GLADWIN, GRATIOT, HURON, INGHAM, IOSCO, ISABELLA, JACKSON, LAPEER, LIVINGSTON, MACOMB, MIDLAND, MONTMORENCY, OAKLAND, OGEMAW, OSCODA, OTSEGO, PRESQUE ISLE, ROSCOMMON, SAGINAW, SANILAC, SHIAWASSEE, ST. CLAIR, TUSCOLA, WASHTENAW AND WAYNE COUNTIES:)).....	\$ 36.55	35.93

-----  
IRON0055-005 07/01/2022

Rates Fringes

IRONWORKER: ALL OTHER WORK (LENAWEE AND MONROE COUNTIES:)).....	\$ 33.00	27.20
--	----------	-------

-----  
IRON0292-003 06/01/2020

	Rates	Fringes
IRONWORKER: INCLUDING PRE-ENGINEERED METAL BUILDING ERECTOR (BERRIEN AND CASS COUNTIES):.....	\$ 31.75	22.84

-----

LAB00005-006 10/01/2017

	Rates	Fringes
LABORERS - HAZARDOUS WASTE ABATEMENT:, MACOMB AND WAYNE COUNTIES - ZONE 1 WORK PERFORMED IN CONJUNCTION WITH SITE PREPARATION NOT REQUIRING THE USE OF PERSONAL PROTECTIVE EQUIPMENT; ALSO, LEVEL D.	\$ 28.93	16.90
LABORERS - HAZARDOUS WASTE ABATEMENT:, MACOMB AND WAYNE COUNTIES - ZONE 1 (LEVELS A, B OR C).....	\$ 29.93	16.90
LABORERS - HAZARDOUS WASTE ABATEMENT:, OAKLAND COUNTY AND THE NORTHEAST PORTION OF LIVINGSTON COUNTY BORDERED BY OAK GROVE ROAD ON THE WEST AND M-59 ON THE SOUTH - ZONE 2 WORK PERFORMED IN CONJUNCTION WITH SITE PREPARATION NOT REQUIRING THE USE OF PERSONAL PROTECTIVE EQUIPMENT; ALSO, LEVEL D.	\$ 28.93	16.90
LABORERS - HAZARDOUS WASTE ABATEMENT:, OAKLAND COUNTY AND THE NORTHEAST PORTION OF LIVINGSTON COUNTY BORDERED BY OAK GROVE ROAD ON THE WEST AND M-59 ON THE SOUTH - ZONE 2 (LEVEL A, B, C).....	\$ 29.93	16.90
LABORERS - HAZARDOUS WASTE ABATEMENT:, MONROE COUNTY - ZONE 4 WORK PERFORMED IN CONJUNCTION WITH SITE PREPARATION NOT REQUIRING THE USE OF PERSONAL PROTECTIVE EQUIPMENT; ALSO, LEVEL D.....	\$ 31.75	14.90
LABORERS - HAZARDOUS WASTE ABATEMENT:, MONROE COUNTY - ZONE 4 (LEVELS A, B OR C).....	\$ 31.75	14.90
LABORERS - HAZARDOUS WASTE ABATEMENT:, LIVINGSTON COUNTY (EAST OF OAK GROVE RD. AND SOUTH OF M-59, EXCLUDING THE CITY OF HOWELL); AND WASHTENAW COUNTY - ZONE 3 WORK PERFORMED IN CONJUNCTION WITH SITE PREPARATION NOT REQUIRING THE USE OF PERSONAL PROTECTIVE EQUIPMENT; ALSO, LEVEL D.....	\$ 28.93	14.20
LABORERS - HAZARDOUS WASTE ABATEMENT:, LIVINGSTON COUNTY (EAST OF OAK GROVE RD. AND SOUTH OF M-59, EXCLUDING THE CITY OF HOWELL); AND WASHTENAW COUNTY - ZONE 3 (LEVELS A, B OR C).....	\$ 29.93	14.20
LABORERS - HAZARDOUS WASTE ABATEMENT:, GENESEE, LAPEER AND SHIAWASSEE COUNTIES - ZONE 7 WORK PERFORMED IN CONJUNCTION WITH SITE PREPARATION NOT REQUIRING THE USE OF PERSONAL PROTECTIVE EQUIPMENT; ALSO, LEVEL D.....	\$ 23.20	13.80
LABORERS - HAZARDOUS WASTE ABATEMENT:, GENESEE, LAPEER AND SHIAWASSEE COUNTIES - ZONE 7 (LEVELS A, B OR C).....	\$ 24.20	13.80
LABORERS - HAZARDOUS WASTE ABATEMENT: class b.....	\$ 18.64	12.90
LABORERS - HAZARDOUS WASTE ABATEMENT: class a.....	\$ 17.64	12.90
LABORERS - HAZARDOUS WASTE ABATEMENT:, SANILAC AND ST. CLAIR COUNTIES - ZONE 5 (LEVELS A, B OR C)....	\$ 26.21	16.62
LABORERS - HAZARDOUS WASTE ABATEMENT:, HILLSDALE, JACKSON AND LENAWEE COUNTIES - ZONE 4 (LEVELS A, B OR C).....	\$ 27.13	14.95
LABORERS - HAZARDOUS WASTE ABATEMENT:, CLINTON, EATON AND INGHAM COUNTIES; IONIA COUNTY (CITY OF PORTLAND); LIVINGSTON COUNTY (WEST OF OAK GROVE RD., INCLUDING THE CITY OF HOWELL) - ZONE 6 (LEVELS A, B OR C).....	\$ 26.33	12.95
LABORERS - HAZARDOUS WASTE ABATEMENT:, ARENAC, BAY, CLARE, GLADWIN, GRATIOT, HURON, ISABELLA, MIDLAND, OGEMAW, ROSCOMMON, SAGINAW AND TUSCOLA COUNTIES -		

ZONE 8 (LEVELS A, B OR C).....	\$ 23.74	12.95
LABORERS - HAZARDOUS WASTE ABATEMENT:, ALLEGAN, BARRY, BERRIEN, BRANCH, CALHOUN, CASS, IONIA COUNTY (EXCEPT THE CITY OF PORTLAND); KALAMAZOO, KENT, LAKE, MANISTEE, MASON, MECOSTA, MONTCALM, MUSKEGON, NEWAYGO, OCEANA, OSCEOLA, OTTAWA, ST. JOSEPH AND VAN BUREN COUNTIES - ZONE 9 WORK PERFORMED IN CONJUNCTION WITH SITE PREPARATION NOT REQUIRING THE USE OF PERSONAL PROTECTIVE EQUIPMENT; ALSO, LEVEL D.		
	\$ 20.80	12.90
LABORERS - HAZARDOUS WASTE ABATEMENT:, ALLEGAN, BARRY, BERRIEN, BRANCH, CALHOUN, CASS, IONIA COUNTY (EXCEPT THE CITY OF PORTLAND); KALAMAZOO, KENT, LAKE, MANISTEE, MASON, MECOSTA, MONTCALM, MUSKEGON, NEWAYGO, OCEANA, OSCEOLA, OTTAWA, ST. JOSEPH AND VAN BUREN COUNTIES - ZONE 9 (LEVELS A, B OR C)....		
	\$ 21.88	13.26
LABORERS - HAZARDOUS WASTE ABATEMENT:, ALGER, BARAGA, CHIPPEWA, DELTA, DICKINSON, GOGEBIC, HOUGHTON, IRON, KEWEENAW, LUCE, MACKINAC, MARQUETTE, MENOMINEE, ONTONAGON AND SCHOOLCRAFT COUNTIES - ZONE 11 (LEVELS A, B OR C).....		
	\$ 25.18	12.90

LAB00005-006 10/01/2020

Rates Fringes

LABORERS - HAZARDOUS WASTE ABATEMENT:, MACOMB AND WAYNE COUNTIES - ZONE 1 WORK PERFORMED IN CONJUNCTION WITH SITE PREPARATION NOT REQUIRING THE USE OF PERSONAL PROTECTIVE EQUIPMENT; ALSO, LEVEL D.		
	\$ 28.93	16.90
LABORERS - HAZARDOUS WASTE ABATEMENT:, MACOMB AND WAYNE COUNTIES - ZONE 1 (LEVELS A, B OR C).....		
	\$ 29.93	16.90
LABORERS - HAZARDOUS WASTE ABATEMENT:, OAKLAND COUNTY AND THE NORTHEAST PORTION OF LIVINGSTON COUNTY BORDERED BY OAK GROVE ROAD ON THE WEST AND M-59 ON THE SOUTH - ZONE 2 WORK PERFORMED IN CONJUNCTION WITH SITE PREPARATION NOT REQUIRING THE USE OF PERSONAL PROTECTIVE EQUIPMENT; ALSO, LEVEL D.		
	\$ 28.93	16.90
LABORERS - HAZARDOUS WASTE ABATEMENT:, OAKLAND COUNTY AND THE NORTHEAST PORTION OF LIVINGSTON COUNTY BORDERED BY OAK GROVE ROAD ON THE WEST AND M-59 ON THE SOUTH - ZONE 2 (LEVEL A, B, C).....		
	\$ 29.93	16.90
LABORERS - HAZARDOUS WASTE ABATEMENT:, MONROE COUNTY - ZONE 4 WORK PERFORMED IN CONJUNCTION WITH SITE PREPARATION NOT REQUIRING THE USE OF PERSONAL PROTECTIVE EQUIPMENT; ALSO, LEVEL D.....		
	\$ 31.75	14.90
LABORERS - HAZARDOUS WASTE ABATEMENT:, MONROE COUNTY - ZONE 4 (LEVELS A, B OR C).....		
	\$ 31.75	14.90
LABORERS - HAZARDOUS WASTE ABATEMENT:, LIVINGSTON COUNTY (EAST OF OAK GROVE RD. AND SOUTH OF M-59, EXCLUDING THE CITY OF HOWELL); AND WASHTENAW COUNTY - ZONE 3 WORK PERFORMED IN CONJUNCTION WITH SITE PREPARATION NOT REQUIRING THE USE OF PERSONAL PROTECTIVE EQUIPMENT; ALSO, LEVEL D.....		
	\$ 28.93	14.20
LABORERS - HAZARDOUS WASTE ABATEMENT:, LIVINGSTON COUNTY (EAST OF OAK GROVE RD. AND SOUTH OF M-59, EXCLUDING THE CITY OF HOWELL); AND WASHTENAW COUNTY - ZONE 3 (LEVELS A, B OR C).....		
	\$ 29.93	14.20
LABORERS - HAZARDOUS WASTE ABATEMENT:, GENESEE, LAPEER AND SHIAWASSEE COUNTIES - ZONE 7 WORK PERFORMED IN CONJUNCTION WITH SITE PREPARATION NOT REQUIRING THE USE OF PERSONAL PROTECTIVE EQUIPMENT; ALSO, LEVEL D.....		
	\$ 23.20	13.80
LABORERS - HAZARDOUS WASTE ABATEMENT:, GENESEE, LAPEER AND SHIAWASSEE COUNTIES - ZONE 7 (LEVELS A, B OR C).....		
	\$ 24.20	13.80
LABORERS - HAZARDOUS WASTE ABATEMENT: class b.....		
	\$ 18.64	12.90

LABORERS - HAZARDOUS WASTE ABATEMENT: class a.....	\$ 17.64	12.90
LABORERS - HAZARDOUS WASTE ABATEMENT:, SANILAC AND ST. CLAIR COUNTIES - ZONE 5 (LEVELS A, B OR C)....	\$ 26.21	16.62
LABORERS - HAZARDOUS WASTE ABATEMENT:, HILLSDALE, JACKSON AND LENAWEE COUNTIES - ZONE 4 (LEVELS A, B OR C).....	\$ 27.13	14.95
LABORERS - HAZARDOUS WASTE ABATEMENT:, CLINTON, EATON AND INGHAM COUNTIES; IONIA COUNTY (CITY OF PORTLAND); LIVINGSTON COUNTY (WEST OF OAK GROVE RD., INCLUDING THE CITY OF HOWELL) - ZONE 6 (LEVELS A, B OR C).....	\$ 26.33	12.95
LABORERS - HAZARDOUS WASTE ABATEMENT:, ARENAC, BAY, CLARE, GLADWIN, GRATIOT, HURON, ISABELLA, MIDLAND, OGEMAW, ROSCOMMON, SAGINAW AND TUSCOLA COUNTIES - ZONE 8 (LEVELS A, B OR C).....	\$ 23.74	12.95
LABORERS - HAZARDOUS WASTE ABATEMENT:, ALLEGAN, BARRY, BERRIEN, BRANCH, CALHOUN, CASS, IONIA COUNTY (EXCEPT THE CITY OF PORTLAND); KALAMAZOO, KENT, LAKE, MANISTEE, MASON, MECOSTA, MONTCALM, MUSKEGON, NEWAYGO, OCEANA, OSCEOLA, OTTAWA, ST. JOSEPH AND VAN BUREN COUNTIES - ZONE 9 WORK PERFORMED IN CONJUNCTION WITH SITE PREPARATION NOT REQUIRING THE USE OF PERSONAL PROTECTIVE EQUIPMENT; ALSO, LEVEL D.	\$ 20.80	12.90
LABORERS - HAZARDOUS WASTE ABATEMENT:, ALLEGAN, BARRY, BERRIEN, BRANCH, CALHOUN, CASS, IONIA COUNTY (EXCEPT THE CITY OF PORTLAND); KALAMAZOO, KENT, LAKE, MANISTEE, MASON, MECOSTA, MONTCALM, MUSKEGON, NEWAYGO, OCEANA, OSCEOLA, OTTAWA, ST. JOSEPH AND VAN BUREN COUNTIES - ZONE 9 (LEVELS A, B OR C)....	\$ 21.88	13.26
LABORERS - HAZARDOUS WASTE ABATEMENT:, ALGER, BARAGA, CHIPPEWA, DELTA, DICKINSON, GOGEBIC, HOUGHTON, IRON, KEWEENAW, LUCE, MACKINAC, MARQUETTE, MENOMINEE, ONTONAGON AND SCHOOLCRAFT COUNTIES - ZONE 11 (LEVELS A, B OR C).....	\$ 25.18	12.90

LAB00005-006 10/01/2022

Rates

Fringes

LABORERS - HAZARDOUS WASTE ABATEMENT:, MACOMB AND WAYNE COUNTIES - ZONE 1 WORK PERFORMED IN CONJUNCTION WITH SITE PREPARATION NOT REQUIRING THE USE OF PERSONAL PROTECTIVE EQUIPMENT; ALSO, LEVEL D.	\$ 28.93	16.90
LABORERS - HAZARDOUS WASTE ABATEMENT:, MACOMB AND WAYNE COUNTIES - ZONE 1 (LEVELS A, B OR C).....	\$ 29.93	16.90
LABORERS - HAZARDOUS WASTE ABATEMENT:, OAKLAND COUNTY AND THE NORTHEAST PORTION OF LIVINGSTON COUNTY BORDERED BY OAK GROVE ROAD ON THE WEST AND M-59 ON THE SOUTH - ZONE 2 WORK PERFORMED IN CONJUNCTION WITH SITE PREPARATION NOT REQUIRING THE USE OF PERSONAL PROTECTIVE EQUIPMENT; ALSO, LEVEL D.	\$ 28.93	16.90
LABORERS - HAZARDOUS WASTE ABATEMENT:, OAKLAND COUNTY AND THE NORTHEAST PORTION OF LIVINGSTON COUNTY BORDERED BY OAK GROVE ROAD ON THE WEST AND M-59 ON THE SOUTH - ZONE 2 (LEVEL A, B, C).....	\$ 29.93	16.90
LABORERS - HAZARDOUS WASTE ABATEMENT:, MONROE COUNTY - ZONE 4 WORK PERFORMED IN CONJUNCTION WITH SITE PREPARATION NOT REQUIRING THE USE OF PERSONAL PROTECTIVE EQUIPMENT; ALSO, LEVEL D.....	\$ 31.75	14.90
LABORERS - HAZARDOUS WASTE ABATEMENT:, MONROE COUNTY - ZONE 4 (LEVELS A, B OR C).....	\$ 31.75	14.90
LABORERS - HAZARDOUS WASTE ABATEMENT:, LIVINGSTON COUNTY (EAST OF OAK GROVE RD. AND SOUTH OF M-59, EXCLUDING THE CITY OF HOWELL); AND WASHTENAW COUNTY - ZONE 3 WORK PERFORMED IN CONJUNCTION WITH SITE PREPARATION NOT REQUIRING THE USE OF PERSONAL		

PROTECTIVE EQUIPMENT; ALSO, LEVEL D.....	\$ 28.93	14.20
LABORERS - HAZARDOUS WASTE ABATEMENT:, LIVINGSTON COUNTY (EAST OF OAK GROVE RD. AND SOUTH OF M-59, EXCLUDING THE CITY OF HOWELL); AND WASHTENAW COUNTY - ZONE 3 (LEVELS A, B OR C).....	\$ 29.93	14.20
LABORERS - HAZARDOUS WASTE ABATEMENT:, GENESEE, LAPEER AND SHIAWASSEE COUNTIES - ZONE 7 WORK PERFORMED IN CONJUNCTION WITH SITE PREPARATION NOT REQUIRING THE USE OF PERSONAL PROTECTIVE EQUIPMENT; ALSO, LEVEL D.....	\$ 23.20	13.80
LABORERS - HAZARDOUS WASTE ABATEMENT:, GENESEE, LAPEER AND SHIAWASSEE COUNTIES - ZONE 7 (LEVELS A, B OR C).....	\$ 24.20	13.80
LABORERS - HAZARDOUS WASTE ABATEMENT: class b.....	\$ 18.64	12.90
LABORERS - HAZARDOUS WASTE ABATEMENT: class a.....	\$ 17.64	12.90
LABORERS - HAZARDOUS WASTE ABATEMENT:, SANILAC AND ST. CLAIR COUNTIES - ZONE 5 (LEVELS A, B OR C)....	\$ 26.21	16.62
LABORERS - HAZARDOUS WASTE ABATEMENT:, HILLSDALE, JACKSON AND LENAWEE COUNTIES - ZONE 4 (LEVELS A, B OR C).....	\$ 27.13	14.95
LABORERS - HAZARDOUS WASTE ABATEMENT:, CLINTON, EATON AND INGHAM COUNTIES; IONIA COUNTY (CITY OF PORTLAND); LIVINGSTON COUNTY (WEST OF OAK GROVE RD., INCLUDING THE CITY OF HOWELL) - ZONE 6 (LEVELS A, B OR C).....	\$ 26.33	12.95
LABORERS - HAZARDOUS WASTE ABATEMENT:, ARENAC, BAY, CLARE, GLADWIN, GRATIOT, HURON, ISABELLA, MIDLAND, OGEMAW, ROSCOMMON, SAGINAW AND TUSCOLA COUNTIES - ZONE 8 (LEVELS A, B OR C).....	\$ 23.74	12.95
LABORERS - HAZARDOUS WASTE ABATEMENT:, ALLEGAN, BARRY, BERRIEN, BRANCH, CALHOUN, CASS, IONIA COUNTY (EXCEPT THE CITY OF PORTLAND); KALAMAZOO, KENT, LAKE, MANISTEE, MASON, MECOSTA, MONTCALM, MUSKEGON, NEWAYGO, OCEANA, OSCEOLA, OTTAWA, ST. JOSEPH AND VAN BUREN COUNTIES - ZONE 9 WORK PERFORMED IN CONJUNCTION WITH SITE PREPARATION NOT REQUIRING THE USE OF PERSONAL PROTECTIVE EQUIPMENT; ALSO, LEVEL D.	\$ 20.80	12.90
LABORERS - HAZARDOUS WASTE ABATEMENT:, ALLEGAN, BARRY, BERRIEN, BRANCH, CALHOUN, CASS, IONIA COUNTY (EXCEPT THE CITY OF PORTLAND); KALAMAZOO, KENT, LAKE, MANISTEE, MASON, MECOSTA, MONTCALM, MUSKEGON, NEWAYGO, OCEANA, OSCEOLA, OTTAWA, ST. JOSEPH AND VAN BUREN COUNTIES - ZONE 9 (LEVELS A, B OR C)....	\$ 21.88	13.26
LABORERS - HAZARDOUS WASTE ABATEMENT:, ALGER, BARAGA, CHIPPEWA, DELTA, DICKINSON, GOGEBIC, HOUGHTON, IRON, KEWEENAW, LUCE, MACKINAC, MARQUETTE, MENOMINEE, ONTONAGON AND SCHOOLCRAFT COUNTIES - ZONE 11 (LEVELS A, B OR C).....	\$ 25.18	12.90

LAB00259-001 09/01/2025

	Rates	Fringes
LABORERS - TUNNEL, SHAFT AND CAISSON: GROUP 3 (AREA 2).....	\$ 28.00	17.45
LABORERS - TUNNEL, SHAFT AND CAISSON: GROUP 3 (AREA 1).....	\$ 28.13	22.75
LABORERS - TUNNEL, SHAFT AND CAISSON: GROUP 2 (AREA 2).....	\$ 34.40	17.95
LABORERS - TUNNEL, SHAFT AND CAISSON: GROUP 2 (AREA 1).....	\$ 32.13	22.75
LABORERS - TUNNEL, SHAFT AND CAISSON: GROUP 1 (AREA 2).....	\$ 32.13	17.95
LABORERS - TUNNEL, SHAFT AND CAISSON: GROUP 1 (AREA 1).....	\$ 30.13	22.75

Rates

Fringes

LABORERS - OPEN CUT: GROUP 3 AIR, GASOLINE AND ELECTRIC TOOL OPERATOR, VIBRATOR OPERATOR, DRILLER, PUMP PERSON, TAR KETTLE OPERATOR, BRACER, RODDER, REINFORCED STEEL OR MESH PERSON (E.G., WIRE MESH, STEEL MATS, DOWEL BARS, ETC.), WELDER, PIPE JACKING AND BORING PERSON, WAGON DRILL AND AIR TRACK OPERATOR AND CONCRETE SAW OPERATOR (UNDER 40 H.P.), WINDLASS AND TUGGER PERSON AND DIRECTIONAL BORING PERSON (ZONE 5 - ALGER, BARAGA, CHIPPEWA, DELTA, DICKINSON, GOGEBIC, HOUGHTON, IRON, KEWEENAW, LUCE, MACKINAC, MARQUETTE, MENOMINEE, ONTONAGON AND SCHOOLCRAFT COUNTIES) SCOPE OF WORK: OPEN CUT CONSTRUCTION WORK SHALL BE CONSTRUED TO MEAN WORK WHICH REQUIRES THE EXCAVATION OF EARTH INCLUDING INDUSTRIAL, COMMERCIAL AND RESIDENTIAL BUILDING SITE EXCAVATION AND PREPARATION, LAND BALANCING, DEMOLITION AND REMOVAL OF CONCRETE AND UNDERGROUND APPURTENANCES, GRADING, PAVING, SEWERS, UTILITIES AND IMPROVEMENTS; RETENTION, OXIDATION, FLOCCULATION AND IRRIGATION FACILITIES, AND ALSO INCLUDING BUT NOT LIMITED TO UNDERGROUND PIPING, CONDUITS, STEEL SHEETING FOR UNDERGROUND CONSTRUCTION, AND ALL WORK INCIDENTAL THERETO, AND GENERAL EXCAVATION. FOR ALL AREAS EXCEPT THE UPPER PENINSULA, OPEN CUT CONSTRUCTION WORK SHALL ALSO BE CONSTRUED TO MEAN WATERFRONT WORK, PIERS, DOCKS, SEAWALLS, BREAKWALLS, MARINAS AND ALL INCIDENTAL WORK. OPEN CUT CONSTRUCTION WORK SHALL NOT INCLUDE ANY STRUCTURAL MODIFICATIONS, ALTERATIONS, ADDITIONS AND REPAIRS TO BUILDINGS, OR HIGHWAY WORK, INCLUDING ROADS, STREETS, BRIDGE CONSTRUCTION AND PARKING LOTS OR STEEL ERECTION WORK AND EXCAVATION FOR THE BUILDING ITSELF AND BACK FILLING INSIDE OF AND WITHIN 5 FT. OF THE BUILDING AND FOUNDATIONS, FOOTINGS AND PIERS FOR THE BUILDING. OPEN CUT CONSTRUCTION WORK SHALL NOT INCLUDE ANY WORK COVERED UNDER TUNNEL, SHAFT AND CAISSON WORK...\$ 26.09

19.45

LABORERS - OPEN CUT: GROUP 3 AIR, GASOLINE AND ELECTRIC TOOL OPERATOR, VIBRATOR OPERATOR, DRILLER, PUMP PERSON, TAR KETTLE OPERATOR, BRACER, RODDER, REINFORCED STEEL OR MESH PERSON (E.G., WIRE MESH, STEEL MATS, DOWEL BARS, ETC.), WELDER, PIPE JACKING AND BORING PERSON, WAGON DRILL AND AIR TRACK OPERATOR AND CONCRETE SAW OPERATOR (UNDER 40 H.P.), WINDLASS AND TUGGER PERSON AND DIRECTIONAL BORING PERSON (ZONE 3 - CLINTON, EATON, GENESEE, HILLSDALE AND INGHAM COUNTIES; IONIA COUNTY (CITY OF PORTLAND); JACKSON, LAPEER AND LENAWEE COUNTIES; LIVINGSTON COUNTY (WEST OF M-151 OAK GROVE RD.); SANILAC, ST. CLAIR AND SHIAWASSEE COUNTIES) SCOPE OF WORK: OPEN CUT CONSTRUCTION WORK SHALL BE CONSTRUED TO MEAN WORK WHICH REQUIRES THE EXCAVATION OF EARTH INCLUDING INDUSTRIAL, COMMERCIAL AND RESIDENTIAL BUILDING SITE EXCAVATION AND PREPARATION, LAND BALANCING, DEMOLITION AND REMOVAL OF CONCRETE AND UNDERGROUND APPURTENANCES, GRADING, PAVING, SEWERS, UTILITIES AND IMPROVEMENTS; RETENTION, OXIDATION, FLOCCULATION AND IRRIGATION FACILITIES, AND ALSO INCLUDING BUT NOT LIMITED TO UNDERGROUND PIPING, CONDUITS, STEEL SHEETING FOR UNDERGROUND CONSTRUCTION, AND ALL WORK INCIDENTAL THERETO, AND GENERAL EXCAVATION. FOR

ALL AREAS EXCEPT THE UPPER PENINSULA, OPEN CUT CONSTRUCTION WORK SHALL ALSO BE CONSTRUED TO MEAN WATERFRONT WORK, PIERS, DOCKS, SEAWALLS, BREAKWALLS, MARINAS AND ALL INCIDENTAL WORK. OPEN CUT CONSTRUCTION WORK SHALL NOT INCLUDE ANY STRUCTURAL MODIFICATIONS, ALTERATIONS, ADDITIONS AND REPAIRS TO BUILDINGS, OR HIGHWAY WORK, INCLUDING ROADS, STREETS, BRIDGE CONSTRUCTION AND PARKING LOTS OR STEEL ERECTION WORK AND EXCAVATION FOR THE BUILDING ITSELF AND BACK FILLING INSIDE OF AND WITHIN 5 FT. OF THE BUILDING AND FOUNDATIONS, FOOTINGS AND PIERS FOR THE BUILDING. OPEN CUT CONSTRUCTION WORK SHALL NOT INCLUDE ANY WORK COVERED UNDER TUNNEL, SHAFT AND CAISSON WORK. ...\$ 28.29 17.45

LABORERS - OPEN CUT: GROUP 3 AIR, GASOLINE AND ELECTRIC TOOL OPERATOR, VIBRATOR OPERATOR, DRILLER, PUMP PERSON, TAR KETTLE OPERATOR, BRACER, RODDER, REINFORCED STEEL OR MESH PERSON (E.G., WIRE MESH, STEEL MATS, DOWEL BARS, ETC.), WELDER, PIPE JACKING AND BORING PERSON, WAGON DRILL AND AIR TRACK OPERATOR AND CONCRETE SAW OPERATOR (UNDER 40 H.P.), WINDLASS AND TUGGER PERSON AND DIRECTIONAL BORING PERSON (ZONE 2 - LIVINGSTON COUNTY (EAST OF M-151 (OAK GROVE RD.)); MONROE AND WASHTENAW COUNTIES) SCOPE OF WORK: OPEN CUT CONSTRUCTION WORK SHALL BE CONSTRUED TO MEAN WORK WHICH REQUIRES THE EXCAVATION OF EARTH INCLUDING INDUSTRIAL, COMMERCIAL AND RESIDENTIAL BUILDING SITE EXCAVATION AND PREPARATION, LAND BALANCING, DEMOLITION AND REMOVAL OF CONCRETE AND UNDERGROUND APPURTENANCES, GRADING, PAVING, SEWERS, UTILITIES AND IMPROVEMENTS; RETENTION, OXIDATION, FLOCCULATION AND IRRIGATION FACILITIES, AND ALSO INCLUDING BUT NOT LIMITED TO UNDERGROUND PIPING, CONDUITS, STEEL SHEETING FOR UNDERGROUND CONSTRUCTION, AND ALL WORK INCIDENTAL THERETO, AND GENERAL EXCAVATION. FOR ALL AREAS EXCEPT THE UPPER PENINSULA, OPEN CUT CONSTRUCTION WORK SHALL ALSO BE CONSTRUED TO MEAN WATERFRONT WORK, PIERS, DOCKS, SEAWALLS, BREAKWALLS, MARINAS AND ALL INCIDENTAL WORK. OPEN CUT CONSTRUCTION WORK SHALL NOT INCLUDE ANY STRUCTURAL MODIFICATIONS, ALTERATIONS, ADDITIONS AND REPAIRS TO BUILDINGS, OR HIGHWAY WORK, INCLUDING ROADS, STREETS, BRIDGE CONSTRUCTION AND PARKING LOTS OR STEEL ERECTION WORK AND EXCAVATION FOR THE BUILDING ITSELF AND BACK FILLING INSIDE OF AND WITHIN 5 FT. OF THE BUILDING AND FOUNDATIONS, FOOTINGS AND PIERS FOR THE BUILDING. OPEN CUT CONSTRUCTION WORK SHALL NOT INCLUDE ANY WORK COVERED UNDER TUNNEL, SHAFT AND CAISSON WORK.....\$ 30.10 17.45

LABORERS - OPEN CUT: GROUP 3 AIR, GASOLINE AND ELECTRIC TOOL OPERATOR, VIBRATOR OPERATOR, DRILLER, PUMP PERSON, TAR KETTLE OPERATOR, BRACER, RODDER, REINFORCED STEEL OR MESH PERSON (E.G., WIRE MESH, STEEL MATS, DOWEL BARS, ETC.), WELDER, PIPE JACKING AND BORING PERSON, WAGON DRILL AND AIR TRACK OPERATOR AND CONCRETE SAW OPERATOR (UNDER 40 H.P.), WINDLASS AND TUGGER PERSON AND DIRECTIONAL BORING PERSON (ZONE 1 - MACOMB, OAKLAND AND WAYNE COUNTIES) SCOPE OF WORK: OPEN CUT CONSTRUCTION WORK SHALL BE CONSTRUED TO MEAN WORK WHICH REQUIRES THE EXCAVATION OF EARTH INCLUDING INDUSTRIAL, COMMERCIAL AND RESIDENTIAL BUILDING SITE EXCAVATION AND PREPARATION, LAND BALANCING, DEMOLITION AND REMOVAL OF CONCRETE AND UNDERGROUND

APPURTENANCES, GRADING, PAVING, SEWERS, UTILITIES AND IMPROVEMENTS; RETENTION, OXIDATION, FLOCCULATION AND IRRIGATION FACILITIES, AND ALSO INCLUDING BUT NOT LIMITED TO UNDERGROUND PIPING, CONDUITS, STEEL SHEETING FOR UNDERGROUND CONSTRUCTION, AND ALL WORK INCIDENTAL THERETO, AND GENERAL EXCAVATION. FOR ALL AREAS EXCEPT THE UPPER PENINSULA, OPEN CUT CONSTRUCTION WORK SHALL ALSO BE CONSTRUED TO MEAN WATERFRONT WORK, PIERS, DOCKS, SEAWALLS, BREAKWALLS, MARINAS AND ALL INCIDENTAL WORK. OPEN CUT CONSTRUCTION WORK SHALL NOT INCLUDE ANY STRUCTURAL MODIFICATIONS, ALTERATIONS, ADDITIONS AND REPAIRS TO BUILDINGS, OR HIGHWAY WORK, INCLUDING ROADS, STREETS, BRIDGE CONSTRUCTION AND PARKING LOTS OR STEEL ERECTION WORK AND EXCAVATION FOR THE BUILDING ITSELF AND BACK FILLING INSIDE OF AND WITHIN 5 FT. OF THE BUILDING AND FOUNDATIONS, FOOTINGS AND PIERS FOR THE BUILDING. OPEN CUT CONSTRUCTION WORK SHALL NOT INCLUDE ANY WORK COVERED UNDER TUNNEL, SHAFT AND CAISSON WORK...\$ 28.14

22.75

LABORERS - OPEN CUT: GROUP 3 (ZONE 4 - ALCONA, ALLEGAN, ALPENA, ANTRIM, ARENAC, BARRY, BAY, BENZIE, BERRIEN, BRANCH, CALHOUN, CASS, CHARLEVOIX, CHEBOYGAN, CLARE, CRAWFORD, EMMET, GLADWIN, GRAND TRAVERSE, GRATIOT AND HURON COUNTIES; IONIA COUNTY (EXCEPT THE CITY OF PORTLAND); IOSCO, ISABELLA, KALAMAZOO, KALKASKA, KENT, LAKE, LEELANAU, MANISTEE, MASON, MECOSTA, MIDLAND, MISSAUKEE, MONTCALM, MONTMORENCY, MUSKEGON, NEWAYGO, OCEANA, OGEMAW, OSCEOLA, OSCODA, OTSEGO, OTTAWA, PRESQUE ISLE, ROSCO.....\$ 26.72

18.45

LABORERS - OPEN CUT: GROUP 2 MORTAR AND MATERIAL MIXER, CONCRETE FORM PERSON, SIGNAL PERSON, WELL POINT PERSON, MANHOLE, HEADWALL AND CATCH BASIN BUILDER, HEADWALL, SEAWALL, BREAKWALL AND DOCK BUILDER (ZONE 3 - CLINTON, EATON, GENESEE, HILLSDALE AND INGHAM COUNTIES; IONIA COUNTY (CITY OF PORTLAND); JACKSON, LAPEER AND LENAWEE COUNTIES; LIVINGSTON COUNTY (WEST OF M-151 OAK GROVE RD.); SANILAC, ST. CLAIR AND SHIAWASSEE COUNTIES) SCOPE OF WORK: OPEN CUT CONSTRUCTION WORK SHALL BE CONSTRUED TO MEAN WORK WHICH REQUIRES THE EXCAVATION OF EARTH INCLUDING INDUSTRIAL, COMMERCIAL AND RESIDENTIAL BUILDING SITE EXCAVATION AND PREPARATION, LAND BALANCING, DEMOLITION AND REMOVAL OF CONCRETE AND UNDERGROUND APPURTENANCES, GRADING, PAVING, SEWERS, UTILITIES AND IMPROVEMENTS; RETENTION, OXIDATION, FLOCCULATION AND IRRIGATION FACILITIES, AND ALSO INCLUDING BUT NOT LIMITED TO UNDERGROUND PIPING, CONDUITS, STEEL SHEETING FOR UNDERGROUND CONSTRUCTION, AND ALL WORK INCIDENTAL THERETO, AND GENERAL EXCAVATION. FOR ALL AREAS EXCEPT THE UPPER PENINSULA, OPEN CUT CONSTRUCTION WORK SHALL ALSO BE CONSTRUED TO MEAN WATERFRONT WORK, PIERS, DOCKS, SEAWALLS, BREAKWALLS, MARINAS AND ALL INCIDENTAL WORK. OPEN CUT CONSTRUCTION WORK SHALL NOT INCLUDE ANY STRUCTURAL MODIFICATIONS, ALTERATIONS, ADDITIONS AND REPAIRS TO BUILDINGS, OR HIGHWAY WORK, INCLUDING ROADS, STREETS, BRIDGE CONSTRUCTION AND PARKING LOTS OR STEEL ERECTION WORK AND EXCAVATION FOR THE BUILDING ITSELF AND BACK FILLING INSIDE OF AND WITHIN 5 FT. OF THE BUILDING AND FOUNDATIONS, FOOTINGS AND PIERS FOR THE BUILDING. OPEN CUT CONSTRUCTION WORK SHALL NOT INCLUDE ANY WORK

COVERED UNDER TUNNEL, SHAFT AND CAISSON WORK.....\$ 32.29	17.45
<p>LABORERS - OPEN CUT: GROUP 2 MORTAR AND MATERIAL MIXER, CONCRETE FORM PERSON, SIGNAL PERSON, WELL POINT PERSON, MANHOLE, HEADWALL AND CATCH BASIN BUILDER, HEADWALL, SEAWALL, BREAKWALL AND DOCK BUILDER (ZONE 2 - LIVINGSTON COUNTY (EAST OF M-151 (OAK GROVE RD.)); MONROE AND WASHTENAW COUNTIES) SCOPE OF WORK: OPEN CUT CONSTRUCTION WORK SHALL BE CONSTRUED TO MEAN WORK WHICH REQUIRES THE EXCAVATION OF EARTH INCLUDING INDUSTRIAL, COMMERCIAL AND RESIDENTIAL BUILDING SITE EXCAVATION AND PREPARATION, LAND BALANCING, DEMOLITION AND REMOVAL OF CONCRETE AND UNDERGROUND APPURTENANCES, GRADING, PAVING, SEWERS, UTILITIES AND IMPROVEMENTS; RETENTION, OXIDATION, FLOCCULATION AND IRRIGATION FACILITIES, AND ALSO INCLUDING BUT NOT LIMITED TO UNDERGROUND PIPING, CONDUITS, STEEL SHEETING FOR UNDERGROUND CONSTRUCTION, AND ALL WORK INCIDENTAL THERETO, AND GENERAL EXCAVATION. FOR ALL AREAS EXCEPT THE UPPER PENINSULA, OPEN CUT CONSTRUCTION WORK SHALL ALSO BE CONSTRUED TO MEAN WATERFRONT WORK, PIERS, DOCKS, SEAWALLS, BREAKWALLS, MARINAS AND ALL INCIDENTAL WORK. OPEN CUT CONSTRUCTION WORK SHALL NOT INCLUDE ANY STRUCTURAL MODIFICATIONS, ALTERATIONS, ADDITIONS AND REPAIRS TO BUILDINGS, OR HIGHWAY WORK, INCLUDING ROADS, STREETS, BRIDGE CONSTRUCTION AND PARKING LOTS OR STEEL ERECTION WORK AND EXCAVATION FOR THE BUILDING ITSELF AND BACK FILLING INSIDE OF AND WITHIN 5 FT. OF THE BUILDING AND FOUNDATIONS, FOOTINGS AND PIERS FOR THE BUILDING. OPEN CUT CONSTRUCTION WORK SHALL NOT INCLUDE ANY WORK</p>	
COVERED UNDER TUNNEL, SHAFT AND CAISSON WORK.....\$ 34.10	17.45
<p>LABORERS - OPEN CUT: GROUP 2 MORTAR AND MATERIAL MIXER, CONCRETE FORM PERSON, SIGNAL PERSON, WELL POINT PERSON, MANHOLE, HEADWALL AND CATCH BASIN BUILDER, HEADWALL, SEAWALL, BREAKWALL AND DOCK BUILDER (ZONE 1 - MACOMB, OAKLAND AND WAYNE COUNTIES) SCOPE OF WORK: OPEN CUT CONSTRUCTION WORK SHALL BE CONSTRUED TO MEAN WORK WHICH REQUIRES THE EXCAVATION OF EARTH INCLUDING INDUSTRIAL, COMMERCIAL AND RESIDENTIAL BUILDING SITE EXCAVATION AND PREPARATION, LAND BALANCING, DEMOLITION AND REMOVAL OF CONCRETE AND UNDERGROUND APPURTENANCES, GRADING, PAVING, SEWERS, UTILITIES AND IMPROVEMENTS; RETENTION, OXIDATION, FLOCCULATION AND IRRIGATION FACILITIES, AND ALSO INCLUDING BUT NOT LIMITED TO UNDERGROUND PIPING, CONDUITS, STEEL SHEETING FOR UNDERGROUND CONSTRUCTION, AND ALL WORK INCIDENTAL THERETO, AND GENERAL EXCAVATION. FOR ALL AREAS EXCEPT THE UPPER PENINSULA, OPEN CUT CONSTRUCTION WORK SHALL ALSO BE CONSTRUED TO MEAN WATERFRONT WORK, PIERS, DOCKS, SEAWALLS, BREAKWALLS, MARINAS AND ALL INCIDENTAL WORK. OPEN CUT CONSTRUCTION WORK SHALL NOT INCLUDE ANY STRUCTURAL MODIFICATIONS, ALTERATIONS, ADDITIONS AND REPAIRS TO BUILDINGS, OR HIGHWAY WORK, INCLUDING ROADS, STREETS, BRIDGE CONSTRUCTION AND PARKING LOTS OR STEEL ERECTION WORK AND EXCAVATION FOR THE BUILDING ITSELF AND BACK FILLING INSIDE OF AND WITHIN 5 FT. OF THE BUILDING AND FOUNDATIONS, FOOTINGS AND PIERS FOR THE BUILDING. OPEN CUT CONSTRUCTION WORK SHALL NOT INCLUDE ANY</p>	
WORK COVERED UNDER TUNNEL, SHAFT AND CAISSON WORK...\$ 31.98	22.75
<p>LABORERS - OPEN CUT: GROUP 2 MORTAR AND MATERIAL</p>	

MIXER, CONCRETE FORM PERSON, SIGNAL PERSON, WELL POINT PERSON, MANHOLE, HEADWALL AND CATCH BASIN BUILDER, HEADWALL, SEAWALL, BREAKWALL AND DOCK BUILDER (ZONE 5 - ALGER, BARAGA, CHIPPEWA, DELTA, DICKINSON, GOGEBIC, HOUGHTON, IRON, KEWEENAW, LUCE, MACKINAC, MARQUETTE, MENOMINEE, ONTONAGON AND SCHOOLCRAFT COUNTIES) SCOPE OF WORK: OPEN CUT CONSTRUCTION WORK SHALL BE CONSTRUED TO MEAN WORK WHICH REQUIRES THE EXCAVATION OF EARTH INCLUDING INDUSTRIAL, COMMERCIAL AND RESIDENTIAL BUILDING SITE EXCAVATION AND PREPARATION, LAND BALANCING, DEMOLITION AND REMOVAL OF CONCRETE AND UNDERGROUND APPURTENANCES, GRADING, PAVING, SEWERS, UTILITIES AND IMPROVEMENTS; RETENTION, OXIDATION, FLOCCULATION AND IRRIGATION FACILITIES, AND ALSO INCLUDING BUT NOT LIMITED TO UNDERGROUND PIPING, CONDUITS, STEEL SHEETING FOR UNDERGROUND CONSTRUCTION, AND ALL WORK INCIDENTAL THERETO, AND GENERAL EXCAVATION. FOR ALL AREAS EXCEPT THE UPPER PENINSULA, OPEN CUT CONSTRUCTION WORK SHALL ALSO BE CONSTRUED TO MEAN WATERFRONT WORK, PIERS, DOCKS, SEAWALLS, BREAKWALLS, MARINAS AND ALL INCIDENTAL WORK. OPEN CUT CONSTRUCTION WORK SHALL NOT INCLUDE ANY STRUCTURAL MODIFICATIONS, ALTERATIONS, ADDITIONS AND REPAIRS TO BUILDINGS, OR HIGHWAY WORK, INCLUDING ROADS, STREETS, BRIDGE CONSTRUCTION AND PARKING LOTS OR STEEL ERECTION WORK AND EXCAVATION FOR THE BUILDING ITSELF AND BACK FILLING INSIDE OF AND WITHIN 5 FT. OF THE BUILDING AND FOUNDATIONS, FOOTINGS AND PIERS FOR THE BUILDING. OPEN CUT CONSTRUCTION WORK SHALL NOT INCLUDE ANY

WORK COVERED UNDER TUNNEL, SHAFT AND CAISSON WORK...\$ 30.09

19.45

LABORERS - OPEN CUT: GROUP 2 (ZONE 4 - ALCONA, ALLEGAN, ALPENA, ANTRIM, ARENAC, BARRY, BAY, BENZIE, BERRIEN, BRANCH, CALHOUN, CASS, CHARLEVOIX, CHEBOYGAN, CLARE, CRAWFORD, EMMET, GLADWIN, GRAND TRAVERSE, GRATIOT AND HURON COUNTIES; IONIA COUNTY (EXCEPT THE CITY OF PORTLAND); IOSCO, ISABELLA, KALAMAZOO, KALKASKA, KENT, LAKE, LEELANAU, MANISTEE, MASON, MECOSTA, MIDLAND, MISSAUKEE, MONTCALM, MONTMORENCY, MUSKEGON, NEWAYGO, OCEANA, OGEMAW, OSCEOLA, OSCODA, OTSEGO, OTTAWA, PRESQUE ISLE, ROSCO.....\$ 30.72

18.45

LABORERS - OPEN CUT: GROUP 1 CONSTRUCTION LABORER (ZONE 2 - LIVINGSTON COUNTY (EAST OF M-151 (OAK GROVE RD.)); MONROE AND WASHTENAW COUNTIES) SCOPE OF WORK: OPEN CUT CONSTRUCTION WORK SHALL BE CONSTRUED TO MEAN WORK WHICH REQUIRES THE EXCAVATION OF EARTH INCLUDING INDUSTRIAL, COMMERCIAL AND RESIDENTIAL BUILDING SITE EXCAVATION AND PREPARATION, LAND BALANCING, DEMOLITION AND REMOVAL OF CONCRETE AND UNDERGROUND APPURTENANCES, GRADING, PAVING, SEWERS, UTILITIES AND IMPROVEMENTS; RETENTION, OXIDATION, FLOCCULATION AND IRRIGATION FACILITIES, AND ALSO INCLUDING BUT NOT LIMITED TO UNDERGROUND PIPING, CONDUITS, STEEL SHEETING FOR UNDERGROUND CONSTRUCTION, AND ALL WORK INCIDENTAL THERETO, AND GENERAL EXCAVATION. FOR ALL AREAS EXCEPT THE UPPER PENINSULA, OPEN CUT CONSTRUCTION WORK SHALL ALSO BE CONSTRUED TO MEAN WATERFRONT WORK, PIERS, DOCKS, SEAWALLS, BREAKWALLS, MARINAS AND ALL INCIDENTAL WORK. OPEN CUT CONSTRUCTION WORK SHALL NOT INCLUDE ANY STRUCTURAL MODIFICATIONS, ALTERATIONS, ADDITIONS AND REPAIRS TO BUILDINGS, OR HIGHWAY WORK,

INCLUDING ROADS, STREETS, BRIDGE CONSTRUCTION AND PARKING LOTS OR STEEL ERECTION WORK AND EXCAVATION FOR THE BUILDING ITSELF AND BACK FILLING INSIDE OF AND WITHIN 5 FT. OF THE BUILDING AND FOUNDATIONS, FOOTINGS AND PIERS FOR THE BUILDING. OPEN CUT CONSTRUCTION WORK SHALL NOT INCLUDE ANY WORK COVERED UNDER TUNNEL, SHAFT AND CAISSON WORK.....\$ 32.10 17.45

LABORERS - OPEN CUT: GROUP 1 CONSTRUCTION LABORER (ZONE 3 - CLINTON, EATON, GENESEE, HILLSDALE AND INGHAM COUNTIES; IONIA COUNTY (CITY OF PORTLAND); JACKSON, LAPEER AND LENAWEЕ COUNTIES; LIVINGSTON COUNTY (WEST OF M-151 OAK GROVE RD.); SANILAC, ST. CLAIR AND SHIAWASSEE COUNTIES) SCOPE OF WORK: OPEN CUT CONSTRUCTION WORK SHALL BE CONSTRUED TO MEAN WORK WHICH REQUIRES THE EXCAVATION OF EARTH INCLUDING INDUSTRIAL, COMMERCIAL AND RESIDENTIAL BUILDING SITE EXCAVATION AND PREPARATION, LAND BALANCING, DEMOLITION AND REMOVAL OF CONCRETE AND UNDERGROUND APPURTENANCES, GRADING, PAVING, SEWERS, UTILITIES AND IMPROVEMENTS; RETENTION, OXIDATION, FLOCCULATION AND IRRIGATION FACILITIES, AND ALSO INCLUDING BUT NOT LIMITED TO UNDERGROUND PIPING, CONDUITS, STEEL SHEETING FOR UNDERGROUND CONSTRUCTION, AND ALL WORK INCIDENTAL THERETO, AND GENERAL EXCAVATION. FOR ALL AREAS EXCEPT THE UPPER PENINSULA, OPEN CUT CONSTRUCTION WORK SHALL ALSO BE CONSTRUED TO MEAN WATERFRONT WORK, PIERS, DOCKS, SEAWALLS, BREAKWALLS, MARINAS AND ALL INCIDENTAL WORK. OPEN CUT CONSTRUCTION WORK SHALL NOT INCLUDE ANY STRUCTURAL MODIFICATIONS, ALTERATIONS, ADDITIONS AND REPAIRS TO BUILDINGS, OR HIGHWAY WORK, INCLUDING ROADS, STREETS, BRIDGE CONSTRUCTION AND PARKING LOTS OR STEEL ERECTION WORK AND EXCAVATION FOR THE BUILDING ITSELF AND BACK FILLING INSIDE OF AND WITHIN 5 FT. OF THE BUILDING AND FOUNDATIONS, FOOTINGS AND PIERS FOR THE BUILDING. OPEN CUT CONSTRUCTION WORK SHALL NOT INCLUDE ANY WORK COVERED UNDER TUNNEL, SHAFT AND CAISSON WORK.

.....\$ 30.29 17.45

LABORERS - OPEN CUT: GROUP 1 CONSTRUCTION LABORER (ZONE 1 - MACOMB, OAKLAND AND WAYNE COUNTIES) SCOPE OF WORK: OPEN CUT CONSTRUCTION WORK SHALL BE CONSTRUED TO MEAN WORK WHICH REQUIRES THE EXCAVATION OF EARTH INCLUDING INDUSTRIAL, COMMERCIAL AND RESIDENTIAL BUILDING SITE EXCAVATION AND PREPARATION, LAND BALANCING, DEMOLITION AND REMOVAL OF CONCRETE AND UNDERGROUND APPURTENANCES, GRADING, PAVING, SEWERS, UTILITIES AND IMPROVEMENTS; RETENTION, OXIDATION, FLOCCULATION AND IRRIGATION FACILITIES, AND ALSO INCLUDING BUT NOT LIMITED TO UNDERGROUND PIPING, CONDUITS, STEEL SHEETING FOR UNDERGROUND CONSTRUCTION, AND ALL WORK INCIDENTAL THERETO, AND GENERAL EXCAVATION. FOR ALL AREAS EXCEPT THE UPPER PENINSULA, OPEN CUT CONSTRUCTION WORK SHALL ALSO BE CONSTRUED TO MEAN WATERFRONT WORK, PIERS, DOCKS, SEAWALLS, BREAKWALLS, MARINAS AND ALL INCIDENTAL WORK. OPEN CUT CONSTRUCTION WORK SHALL NOT INCLUDE ANY STRUCTURAL MODIFICATIONS, ALTERATIONS, ADDITIONS AND REPAIRS TO BUILDINGS, OR HIGHWAY WORK, INCLUDING ROADS, STREETS, BRIDGE CONSTRUCTION AND PARKING LOTS OR STEEL ERECTION WORK AND EXCAVATION FOR THE BUILDING ITSELF AND BACK FILLING INSIDE OF AND WITHIN 5 FT. OF THE BUILDING AND FOUNDATIONS, FOOTINGS AND PIERS FOR THE BUILDING. OPEN CUT

CONSTRUCTION WORK SHALL NOT INCLUDE ANY WORK COVERED UNDER TUNNEL, SHAFT AND CAISSON WORK.....	\$ 29.98	22.75
LABORERS - OPEN CUT: GROUP 1 (ZONE 4 - ALCONA, ALLEGAN, ALPENA, ANTRIM, ARENAC, BARRY, BAY, BENZIE, BERRIEN, BRANCH, CALHOUN, CASS, CHARLEVOIX, CHEBOYGAN, CLARE, CRAWFORD, EMMET, GLADWIN, GRAND TRAVERSE, GRATIOT AND HURON COUNTIES; IONIA COUNTY (EXCEPT THE CITY OF PORTLAND); IOSCO, ISABELLA, KALAMAZOO, KALKASKA, KENT, LAKE, LEELANAU, MANISTEE, MASON, MECOSTA, MIDLAND, MISSAUKEE, MONTCALM, MONTMORENCY, MUSKEGON, NEWAYGO, OCEANA, OGEMAW, OSCEOLA, OSCODA, OTSEGO, OTTAWA, PRESQUE ISLE, ROSCO.....)	\$ 28.72	18.45
LABORERS - OPEN CUT: GROUP 1 CONSTRUCTION LABORER (ZONE 5 - ALGER, BARAGA, CHIPPEWA, DELTA, DICKINSON, GOGEBIC, HOUGHTON, IRON, KEWEENAW, LUCE, MACKINAC, MARQUETTE, MENOMINEE, ONTONAGON AND SCHOOLCRAFT COUNTIES) SCOPE OF WORK: OPEN CUT CONSTRUCTION WORK SHALL BE CONSTRUED TO MEAN WORK WHICH REQUIRES THE EXCAVATION OF EARTH INCLUDING INDUSTRIAL, COMMERCIAL AND RESIDENTIAL BUILDING SITE EXCAVATION AND PREPARATION, LAND BALANCING, DEMOLITION AND REMOVAL OF CONCRETE AND UNDERGROUND APPURTENANCES, GRADING, PAVING, SEWERS, UTILITIES AND IMPROVEMENTS; RETENTION, OXIDATION, FLOCCULATION AND IRRIGATION FACILITIES, AND ALSO INCLUDING BUT NOT LIMITED TO UNDERGROUND PIPING, CONDUITS, STEEL SHEETING FOR UNDERGROUND CONSTRUCTION, AND ALL WORK INCIDENTAL THERETO, AND GENERAL EXCAVATION. FOR ALL AREAS EXCEPT THE UPPER PENINSULA, OPEN CUT CONSTRUCTION WORK SHALL ALSO BE CONSTRUED TO MEAN WATERFRONT WORK, PIERS, DOCKS, SEAWALLS, BREAKWALLS, MARINAS AND ALL INCIDENTAL WORK. OPEN CUT CONSTRUCTION WORK SHALL NOT INCLUDE ANY STRUCTURAL MODIFICATIONS, ALTERATIONS, ADDITIONS AND REPAIRS TO BUILDINGS, OR HIGHWAY WORK, INCLUDING ROADS, STREETS, BRIDGE CONSTRUCTION AND PARKING LOTS OR STEEL ERECTION WORK AND EXCAVATION FOR THE BUILDING ITSELF AND BACK FILLING INSIDE OF AND WITHIN 5 FT. OF THE BUILDING AND FOUNDATIONS, FOOTINGS AND PIERS FOR THE BUILDING. OPEN CUT CONSTRUCTION WORK SHALL NOT INCLUDE ANY WORK COVERED UNDER TUNNEL, SHAFT AND CAISSON WORK...	\$ 29.98	22.75

LAB00465-001 06/01/2025

	Rates	Fringes
LABORER, AREA 4: GROUP 6.....	\$ 34.51	13.45
LABORER, AREA 4: GROUP 5.....	\$ 34.08	13.45
LABORER, AREA 4: GROUP 4.....	\$ 34.46	13.45
LABORER, AREA 4: GROUP 3.....	\$ 34.02	13.45
LABORER, AREA 4: GROUP 2.....	\$ 33.73	13.45
LABORER, AREA 4: GROUP 1.....	\$ 33.52	13.45
LABORER, AREA 3: GROUP 6.....	\$ 33.61	14.45
LABORER, AREA 3: GROUP 5.....	\$ 33.18	14.45
LABORER, AREA 3: GROUP 4.....	\$ 33.56	14.45
LABORER, AREA 3: GROUP 3.....	\$ 33.12	14.45
LABORER, AREA 3: GROUP 2.....	\$ 33.83	14.45
LABORER, AREA 3: GROUP 1.....	\$ 32.62	14.45
LABORER, AREA 2: GROUP 6.....	\$ 34.37	14.45
LABORER, AREA 2: GROUP 5.....	\$ 34.03	14.45
LABORER, AREA 2: GROUP 4.....	\$ 34.16	14.45
LABORER, AREA 2: GROUP 3.....	\$ 33.81	14.45
LABORER, AREA 2: GROUP 2.....	\$ 30.03	14.45
LABORER, AREA 2: GROUP 1.....	\$ 33.37	14.45

LABORER, AREA 1: GROUP 6.....	\$ 36.41	14.45
LABORER, AREA 1: GROUP 5.....	\$ 36.11	14.45
LABORER, AREA 1: GROUP 4.....	\$ 35.90	14.45
LABORER, AREA 1: GROUP 3.....	\$ 35.82	14.45
LABORER, AREA 1: GROUP 2.....	\$ 31.96	14.45
LABORER, AREA 1: GROUP 1.....	\$ 35.51	14.45

LAB01076-005 04/01/2025

Rates Fringes

LABORER: DISTRIBUTION WORK: ZONE 5 - REMAINING COUNTIES IN MICHIGAN DISTRIBUTION WORK - THE CONSTRUCTION, INSTALLATION, TREATING AND RECONDITIONING OF DISTRIBUTION PIPELINES TRANSPORTING COAL, OIL, GAS OR OTHER SIMILAR MATERIALS, VAPORS OR LIQUIDS, INCLUDING PIPELINES WITHIN PRIVATE PROPERTY BOUNDARIES, UP TO AND INCLUDING THE METER SETTINGS ON RESIDENTIAL, COMMERCIAL, INDUSTRIAL, INSTITUTIONAL, PRIVATE AND PUBLIC STRUCTURES. ALL WORK COVERING PUMPING STATIONS AND TANK FARMS NOT COVERED BY THE BUILDING TRADES AGREEMENT. OTHER DISTRIBUTION LINES WITH THE EXCEPTION OF SEWER, WATER AND CABLE TELEVISION ARE INCLUDED. UNDERGROUND DUCT LAYER PAY: \$.40 PER HOUR ABOVE THE BASE PAY RATE.....	\$ 22.95	13.45
LABORER: DISTRIBUTION WORK: ZONE 4 - ALGER, BARAGA, CHIPPEWA, DELTA, DICKINSON, GOGEBIC, HOUGHTON, IRON, KEWEENAW, LUCE, MACKINAC, MARQUETTE, MENOMINEE, ONTONAGON AND SCHOOLCRAFT DISTRIBUTION WORK - THE CONSTRUCTION, INSTALLATION, TREATING AND RECONDITIONING OF DISTRIBUTION PIPELINES TRANSPORTING COAL, OIL, GAS OR OTHER SIMILAR MATERIALS, VAPORS OR LIQUIDS, INCLUDING PIPELINES WITHIN PRIVATE PROPERTY BOUNDARIES, UP TO AND INCLUDING THE METER SETTINGS ON RESIDENTIAL, COMMERCIAL, INDUSTRIAL, INSTITUTIONAL, PRIVATE AND PUBLIC STRUCTURES. ALL WORK COVERING PUMPING STATIONS AND TANK FARMS NOT COVERED BY THE BUILDING TRADES AGREEMENT. OTHER DISTRIBUTION LINES WITH THE EXCEPTION OF SEWER, WATER AND CABLE TELEVISION ARE INCLUDED. UNDERGROUND DUCT LAYER PAY: \$.40 PER HOUR ABOVE THE BASE PAY RATE.....	\$ 22.92	13.45
LABORER: DISTRIBUTION WORK: ZONE 3 - BAY, GENESEE, LAPEER, MIDLAND, SAGINAW, SANILAC, SHIAWASSEE AND ST. CLAIR DISTRIBUTION WORK - THE CONSTRUCTION, INSTALLATION, TREATING AND RECONDITIONING OF DISTRIBUTION PIPELINES TRANSPORTING COAL, OIL, GAS OR OTHER SIMILAR MATERIALS, VAPORS OR LIQUIDS, INCLUDING PIPELINES WITHIN PRIVATE PROPERTY BOUNDARIES, UP TO AND INCLUDING THE METER SETTINGS ON RESIDENTIAL, COMMERCIAL, INDUSTRIAL, INSTITUTIONAL, PRIVATE AND PUBLIC STRUCTURES. ALL WORK COVERING PUMPING STATIONS AND TANK FARMS NOT COVERED BY THE BUILDING TRADES AGREEMENT. OTHER DISTRIBUTION LINES WITH THE EXCEPTION OF SEWER, WATER AND CABLE TELEVISION ARE INCLUDED. UNDERGROUND DUCT LAYER PAY: \$.40 PER HOUR ABOVE THE BASE PAY RATE.....	\$ 23.55	13.45
LABORER: DISTRIBUTION WORK: ZONE 2 - MONROE AND WASHTENAW DISTRIBUTION WORK - THE CONSTRUCTION, INSTALLATION, TREATING AND RECONDITIONING OF DISTRIBUTION PIPELINES TRANSPORTING COAL, OIL, GAS OR OTHER SIMILAR MATERIALS, VAPORS OR LIQUIDS, INCLUDING PIPELINES WITHIN PRIVATE PROPERTY BOUNDARIES, UP TO AND INCLUDING THE METER SETTINGS		

ON RESIDENTIAL, COMMERCIAL, INDUSTRIAL,  
 INSTITUTIONAL, PRIVATE AND PUBLIC STRUCTURES. ALL  
 WORK COVERING PUMPING STATIONS AND TANK FARMS NOT  
 COVERED BY THE BUILDING TRADES AGREEMENT. OTHER  
 DISTRIBUTION LINES WITH THE EXCEPTION OF SEWER,  
 WATER AND CABLE TELEVISION ARE INCLUDED.  
 UNDERGROUND DUCT LAYER PAY: \$.40 PER HOUR ABOVE THE  
 BASE PAY RATE.....\$ 24.55

13.45

LABORER: DISTRIBUTION WORK: ZONE 1 - MACOMB,  
 OAKLAND AND WAYNE DISTRIBUTION WORK - THE  
 CONSTRUCTION, INSTALLATION, TREATING AND  
 RECONDITIONING OF DISTRIBUTION PIPELINES  
 TRANSPORTING COAL, OIL, GAS OR OTHER SIMILAR  
 MATERIALS, VAPORS OR LIQUIDS, INCLUDING PIPELINES  
 WITHIN PRIVATE PROPERTY BOUNDARIES, UP TO AND  
 INCLUDING THE METER SETTINGS ON RESIDENTIAL,  
 COMMERCIAL, INDUSTRIAL, INSTITUTIONAL, PRIVATE AND  
 PUBLIC STRUCTURES. ALL WORK COVERING PUMPING  
 STATIONS AND TANK FARMS NOT COVERED BY THE BUILDING  
 TRADES AGREEMENT. OTHER DISTRIBUTION LINES WITH THE  
 EXCEPTION OF SEWER, WATER AND CABLE TELEVISION ARE  
 INCLUDED. UNDERGROUND DUCT LAYER PAY: \$.40 PER  
 HOUR ABOVE THE BASE PAY RATE. ....\$ 28.41

13.45

-----  
 PAIN0022-002 07/01/2008

Rates

Fringes

PAINTER (HILLSDALE, JACKSON AND LENAWEE COUNTIES;  
 LIVINGSTON COUNTY (EAST OF THE EASTERN CITY LIMITS  
 OF HOWELL, NOT INCLUDING THE CITY OF HOWELL, NORTH  
 TO THE GENESEE COUNTY LINE AND SOUTH TO THE  
 WASHTENAW COUNTY LINE); MACOMB, MONROE, OAKLAND,  
 WASHTENAW AND WAYNE COUNTIES) FOOTNOTES: FOR ALL  
 SPRAY WORK AND JOURNEYMAN RIGGING FOR SPRAY WORK,  
 ALSO BLOWING OFF, \$0.80 PER HOUR ADDITIONAL  
 (APPLIES ONLY TO WORKERS DOING RIGGING FOR SPRAY  
 WORK ON OFF THE FLOOR WORK. DOES NOT INCLUDE  
 SETTING UP OR MOVING RIGGING ON FLOOR SURFACES, NOR  
 DOES IT APPLY TO WORKERS ENGAGED IN COVERING UP OR  
 TENDING SPRAY EQUIPMENT. FOR ALL SANDBLASTING AND  
 SPRAY WORK PERFORMED ON HIGHWAY BRIDGES,  
 OVERPASSES, TANKS OR STEEL, \$0.80 PER HOUR  
 ADDITIONAL. FOR ALL BRUSHING, CLEANING AND OTHER  
 PREPARATORY WORK (OTHER THAN SPRAYING OR  
 STEEPLEJACK WORK) AT SCAFFOLD HEIGHTS OF FIFTY (50)  
 FEET FROM THE GROUND OR HIGHER, \$0.50 PER HOUR  
 ADDITIONAL. FOR ALL PREPARATORIAL WORK AND PAINTING  
 PERFORMED ON OPEN STEEL UNDER FORTY (40) FEET WHEN  
 NO SCAFFOLDING IS INVOLVED, \$0.50 PER HOUR  
 ADDITIONAL. FOR ALL SWING STAGE WORK-WINDOW JACKS  
 AND WINDOW BELTS-EXTERIOR AND INTERIOR, \$0.50 PER  
 HOUR ADDITIONAL. FOR ALL SPRAY WORK AND SANDBLASTER  
 WORK TO A SCAFFOLD HEIGHT OF FORTY (40) FEET ABOVE  
 THE FLOOR LEVEL, \$0.80 PER HOUR ADDITIONAL. FOR ALL  
 PREPARATORIAL WORK AND PAINTING ON ALL HIGHWAY  
 BRIDGES OR OVERPASSES UP TO FORTY (40) FEET IN  
 HEIGHT, \$0.50 PER HOUR ADDITIONAL. FOR ALL  
 STEEPLEJACK WORK PERFORMED WHERE THE ELEVATION IS  
 FORTY (40) FEET OR MORE, \$1.25 PER HOUR ADDITIONAL..\$ 25.06

14.75

-----  
 PAIN0312-001 06/01/2018

Rates

Fringes

PAINTER: SPRAY, SANDBLAST, SIGN PAINTING (EXCLUDES:  
 ALLEGAN COUNTY (TOWNSHIPS OF DORR, FILLMORE, HEATH,

HOPKINS, LAKETOWN, LEIGHTON, MANLIUS, MONTEREY, OVERISEL, SALEM, SAUGATUCK AND WAYLAND); INCLUDES: BARRY, BERRIEN, BRANCH, CALHOUN, CASS, HILLSDALE, KALAMAZOO, ST. JOSEPH, VAN BUREN).....\$ 24.94 13.35  
 PAINTER: BRUSH AND ROLLER (EXCLUDES: ALLEGAN COUNTY (TOWNSHIPS OF DORR, FILLMORE, HEATH, HOPKINS, LAKETOWN, LEIGHTON, MANLIUS, MONTEREY, OVERISEL, SALEM, SAUGATUCK AND WAYLAND); INCLUDES: BARRY, BERRIEN, BRANCH, CALHOUN, CASS, HILLSDALE, KALAMAZOO, ST. JOSEPH, VAN BUREN).....\$ 23.74 13.35

-----  
 PAIN0845-003 05/10/2018

Rates Fringes

PAINTER (CLINTON COUNTY; EATON COUNTY (DOES NOT INCLUDE THE TOWNSHIPS OF BELLEVUE AND OLIVET); INGHAM COUNTY; IONIA COUNTY (EAST OF HWY. M 66); LIVINGSTON COUNTY (WEST OF THE EASTERN CITY LIMITS OF HOWELL, INCLUDING THE CITY OF HOWELL, NORTH TO THE GENESEE COUNTY LINE AND SOUTH TO THE WASHTENAW COUNTY LINE); AND SHIAWASSEE COUNTY (TOWNSHIPS OF BENNINGTON, LAINGSBURY AND PERRY)).....\$ 25.49 13.74

-----  
 PAIN0845-015 05/10/2018

Rates Fringes

PAINTER (MUSKEGON COUNTY; NEWAYGO COUNTY (EXCEPT THE TOWNSHIPS OF BARTON, BIG PRAIRIE, BROOKS, CROTON, ENSLEY, EVERETT, GOODWELL, GRANT, HOME, MONROE, NORWICH AND WILCOX); OCEANA COUNTY; OTTAWA COUNTY (EXCEPT THE TOWNSHIPS OF ALLENDALE, BLENDONE, CHESTER, GEORGETOWN, HOLLAND, JAMESTOWN, OLIVE, PARK, POLKTON, PORT SHELDON, TALLMADGE, WRIGHT AND ZEELAND):).....\$ 25.49 13.74

-----  
 PAIN0845-018 05/10/2018

Rates Fringes

PAINTER (ALLEGAN COUNTY (TOWNSHIPS OF DORR, FILLMORE, HEATH, HOPKINS, LAKETOWN, LEIGHTON, MANLIUS, MONTEREY, OVERISEL, SALEM, SAUGATUCK AND WAYLAND); IONIA COUNTY (WEST OF HWY. M-66); KENT, MECOSTA AND MONTCALM COUNTIES; NEWAYGO COUNTY (TOWNSHIPS OF BARTON, BIG PRAIRIE, BROOKS, CROTON, ENSLEY, EVERETT, GOODWELL, GRANT, HOME, MONROE, NORWICH AND WILCOX); OSCEOLA COUNTY (SOUTH OF HWY. #10); OTTAWA COUNTY (TOWNSHIPS OF ALLENDALE, BLENDONE, CHESTER, GEORGETOWN, HOLLAND, JAMESTOWN, OLIVE, PARK, POLK.....\$ 25.49 13.74

-----  
 PAIN1011-003 06/02/2022

Rates Fringes

PAINTER (ALGER, BARAGA, CHIPPEWA, DELTA, DICKINSON, GOGEBIC, HOUGHTON, IRON, KEWEENAW, LUCE, MACKINAC, MARQUETTE, MENOMINEE, ONTONAGON AND SCHOOLCRAFT COUNTIES) FOOTNOTES: HIGH PAY (BRIDGES, OVERPASSES, WATERTOWER): 30 TO 80 FT.: \$.65 PER HOUR ADDITIONAL. 80 FT. AND OVER: \$1.30 PER HOUR ADDITIONAL.....\$ 24.66 14.99

-----  
 PAIN1474-002 06/01/2010

Rates Fringes

PAINTER (HURON COUNTY; LAPEER COUNTY (EAST OF HWY.

M-53); ST. CLAIR, SANILAC AND TUSCOLA COUNTIES)  
 FOOTNOTES: LEAD ABATEMENT WORK: \$1.00 PER HOUR  
 ADDITIONAL. WORK WITH ANY HAZARDOUS MATERIAL: \$1.00  
 PER HOUR ADDITIONAL. SANDBLASTING, STEAM CLEANING  
 AND ACID CLEANING: \$1.00 PER HOUR ADDITIONAL.  
 LADDER WORK AT OR ABOVE 40 FT., SCAFFOLD WORK AT OR  
 ABOVE 40 FT., SWING STAGE, BOATSWAIN CHAIR, WINDOW  
 JACKS AND ALL WORK PERFORMED OVER A FALLING HEIGHT  
 OF 40 FT.: \$1.00 PER HOUR ADDITIONAL. SPRAY GUN  
 WORK, PICK PULLERS AND THOSE HANDLING NEEDLES,  
 BLOWING OFF BY AIR PRESSURE, AND ANY PERSON RIGGING  
 (SETTING UP AND MOVING OFF THE GROUND): \$1.00 PER  
 HOUR ADDITIONAL. STEEPLEJACK, TANKS, GAS HOLDERS,  
 STACKS, FLAG POLES, RADIO TOWERS AND BEACONS, POWER  
 LINE TOWERS, BRIDGES, ETC.: \$1.00 PER HOUR  
 ADDITIONAL, PAID FROM THE GROUND UP.....\$ 23.79 12.02

PAIN1803-003 06/01/2025

Rates Fringes

PAINTER: WORK PERFORMED ON WATER, BRIDGES OVER  
 WATER OR MOVING TRAFFIC, RADIO AND POWERLINE  
 TOWERS, ELEVATED TANKS, STEEPLES, SMOKE STACKS OVER  
 40 FT. OF FALLING HEIGHTS, RECOVERY OF LEAD-BASED  
 PAINTS AND ANY WORK ASSOCIATED WITH INDUSTRIAL  
 PLANTS, EXCEPT MAINTENANCE OF INDUSTRIAL PLANTS  
 (ALCONA, ALPENA, ANTRIM, ARENAC, BAY, BENZIE,  
 CHARLEVOIX, CHEBOYGAN, CLARE, CRAWFORD, EMMET,  
 GLADWIN, GRAND TRAVERSE, GRATIOT, IOSCO, ISABELLA,  
 KALKASKA, LAKE, LEELANAU, MANISTEE, MASON, MIDLAND,  
 MISSAUKEE, MON.....\$ 29.23 19.11

PAINTER: ALL OTHER WORK, INCLUDING MAINTENANCE OF  
 INDUSTRIAL PLANT (ALCONA, ALPENA, ANTRIM, ARENAC,  
 BAY, BENZIE, CHARLEVOIX, CHEBOYGAN, CLARE,  
 CRAWFORD, EMMET, GLADWIN, GRAND TRAVERSE, GRATIOT,  
 IOSCO, ISABELLA, KALKASKA, LAKE, LEELANAU,  
 MANISTEE, MASON, MIDLAND, MISSAUKEE, MONTMORENCY  
 AND OGEMAW COUNTIES; OSCEOLA COUNTY (NORTH OF HWY.  
 #10); OSCODA, OTSEGO, PRESQUE ISLE, ROSCOMMON,  
 SAGINAW AND WEXFORD COUNTIES) FOOTNOTES: SPRAY  
 PAINTING, SANDBLASTING, BLOWDOWN ASSOCIATED WITH  
 SPRAYING AND BLASTING, WATER BLASTING AND WORK  
 INVOLVING A SWING STAGE, BOATSWAIN CHAIR OR SPIDER:  
 \$1.00 PER HOUR ADDITIONAL. ALL WORK PERFORMED  
 INSIDE TANKS, VESSELS, TANK TRAILERS, RAILROAD  
 CARS, SEWERS, SMOKE STACKS, BOILERS OR OTHER SPACES  
 HAVING LIMITED EGRESS NOT INCLUDING BUILDINGS,  
 OPENTOP TANKS, PITS, ETC.: \$1.25 PER HOUR  
 ADDITIONAL.....\$ 29.35 19.05

PLAS0514-001 06/01/2023

Rates Fringes

CEMENT MASON/CONCRETE FINISHER: ZONE 2 (ZONE 1:  
 GENESEE, LIVINGSTON, MACOMB, MONROE, OAKLAND,  
 SAGINAW, WASHTENAW AND WAYNE COUNTIES ZONE 2:  
 ALCONA, ALGER, ALLEGAN, ALPENA, ANTRIM, ARENAC,  
 BARAGA, BARRY, BAY, BENZIE, BERRIEN, BRANCH,  
 CALHOUN, CASS, CHARLEVOIX, CHEBOYGAN, CHIPPEWA,  
 CLARE, CLINTON, CRAWFORD, DELTA, DICKINSON, EATON,  
 EMMET, GLADWIN, GOGEBIC, GRAND TRAVERSE, GRATIOT,  
 HILLSDALE, HOUGHTON, HURON, INGHAM, IONIA, IOSCO,  
 IRON, ISABELLA, JACKSON, KALAMAZOO, KALKASKA, KENT,  
 KEWEENAW, LAK.....\$ 31.50 18.51  
 CEMENT MASON/CONCRETE FINISHER: ZONE 1 (ZONE 1:

GENESEE, LIVINGSTON, MACOMB, MONROE, OAKLAND,  
 SAGINAW, WASHTENAW AND WAYNE COUNTIES ZONE 2:  
 ALCONA, ALGER, ALLEGAN, ALPENA, ANTRIM, ARENAC,  
 BARAGA, BARRY, BAY, BENZIE, BERRIEN, BRANCH,  
 CALHOUN, CASS, CHARLEVOIX, CHEBOYGAN, CHIPPEWA,  
 CLARE, CLINTON, CRAWFORD, DELTA, DICKINSON, EATON,  
 EMMET, GLADWIN, GOGEBIC, GRAND TRAVERSE, GRATIOT,  
 HILLSDALE, HOUGHTON, HURON, INGHAM, IONIA, IOSCO,  
 IRON, ISABELLA, JACKSON, KALAMAZOO, KALKASKA, KENT,  
 KEWEENAW, LAK.....\$ 33.00 18.51

PLUM0190-003 05/01/2015

	Rates	Fringes
PLUMBER/PIPEFITTER - GAS DISTRIBUTION PIPELINE:: WELDING IN CONJUNCTION WITH GAS DISTRIBUTION PIPELINE WORK (ALCONA, ALGER, ALLEGAN, ALPENA, ANTRIM, ARENAC, BARAGA, BARRY, BAY, BENZIE, BERRIEN, BRANCH, CALHOUN, CASS, CHARLEVOIX, CHEBOYGAN, CHIPPEWA, CLARE, CLINTON, CRAWFORD, DELTA, DICKINSON, EATON, EMMET, GENESEE, GLADWIN, GOGEBIC, GRAND TRAVERSE, GRATIOT, HILLSDALE, HOUGHTON, HURON, INGHAM, IONIA, IOSCO, IRON, ISABELLA, JACKSON, KALAMAZOO, KALKASKA, KENT, KEWEENAW, LAKE, LAPEER, LEELANAU, LE.....\$ 33.03	\$ 33.03	20.19
PLUMBER/PIPEFITTER - GAS DISTRIBUTION PIPELINE:: ALL OTHER WORK: (ALCONA, ALGER, ALLEGAN, ALPENA, ANTRIM, ARENAC, BARAGA, BARRY, BAY, BENZIE, BERRIEN, BRANCH, CALHOUN, CASS, CHARLEVOIX, CHEBOYGAN, CHIPPEWA, CLARE, CLINTON, CRAWFORD, DELTA, DICKINSON, EATON, EMMET, GENESEE, GLADWIN, GOGEBIC, GRAND TRAVERSE, GRATIOT, HILLSDALE, HOUGHTON, HURON, INGHAM, IONIA, IOSCO, IRON, ISABELLA, JACKSON, KALAMAZOO, KALKASKA, KENT, KEWEENAW, LAKE, LAPEER, LEELANAU, LENAWEE, LIVINGSTON, LUCE, MACKINAC, MACOMB,.....\$ 24.19	\$ 24.19	12.28

SUMI2002-001 08/13/1986

	Rates	Fringes
PAVEMENT MARKING MACHINE: GROUP 2 ZONE 2: STATEWIDE (EXCLUDING GENESEE, MACOMB, MONROE, OAKLAND, WASHTENAW AND WAYNE).....\$ 30.03	\$ 30.03	14.45
PAVEMENT MARKING MACHINE: GROUP 2 ZONE 1: GENESEE, MACOMB, MONROE, OAKLAND, WASHTENAW AND WAYNE.....\$ 31.96	\$ 31.96	14.45
PAVEMENT MARKING MACHINE: GROUP 1 Drives or operates a truck mounted striper, grinder, blaster, groover, or thermoplastic melter for the placement or removal of temporary or permanent pavement markings or markers. ZONE 2: STATEWIDE (EXCLUDING GENESEE, MACOMB, MONROE, OAKLAND, WASHTENAW AND WAYNE COUNTIES).....\$ 33.37	\$ 33.37	14.45
PAVEMENT MARKING MACHINE: GROUP 1 Drives or operates a truck mounted striper, grinder, blaster, groover, or thermoplastic melter for the placement or removal of temporary or permanent pavement markings or markers. ZONE 1: GENESEE, MACOMB, MONROE, OAKLAND, WASHTENAW AND WAYNE COUNTIES.....\$ 35.51	\$ 35.51	14.45
LINE PROTECTOR (ZONE 2: STATEWIDE (EXCLUDING GENESEE, MACOMB, MONROE, OAKLAND, WASHTENAW AND WAYNE).....\$ 25.03	\$ 25.03	14.45
LINE PROTECTOR (ZONE 1: GENESEE, MACOMB, MONROE, OAKLAND, WASHTENAW AND WAYNE).....\$ 26.63	\$ 26.63	14.45
FLAG PERSON.....\$ 10.10	\$ 10.10	0.00

-----  
TEAM0007-004 06/01/2025

	Rates	Fringes
TRUCK DRIVER TRUCKS, 8 CU. YDS. AND OVER (AREA 2)...	\$ 33.50	0.75
TRUCK DRIVER TRUCKS, 8 CU. YDS. AND OVER (AREA 1)...	\$ 33.40	0.75
TRUCK DRIVER TRUCKS UNDER 8 CU. YDS. (AREA 2).....	\$ 33.50	0.75
TRUCK DRIVER TRUCKS UNDER 8 CU. YDS. (AREA 1).....	\$ 33.40	0.75
TRUCK DRIVER EUCLIDS, DOUBLE BOTTOMS AND LOWBOYS (AREA 2).....	\$ 33.65	0.75
TRUCK DRIVER EUCLIDS, DOUBLE BOTTOMS AND LOWBOYS (AREA 1).....	\$ 33.55	0.75

-----

TEAM0247-004 04/01/2013

	Rates	Fringes
SIGN INSTALLER GROUP 1 (AREA 2).....	\$ 22.03	11.83
SIGN INSTALLER GROUP 1 (AREA 1).....	\$ 21.78	11.83

-----

TEAM0247-010 04/01/2018

	Rates	Fringes
TRUCK DRIVER, UNDERGROUND CONSTRUCTION: GROUP 3 (AREA 2).....	\$ 24.45	19.04
TRUCK DRIVER, UNDERGROUND CONSTRUCTION: GROUP 3 (AREA 1).....	\$ 24.12	19.04
TRUCK DRIVER, UNDERGROUND CONSTRUCTION: GROUP 2 (AREA 2).....	\$ 24.26	19.04
TRUCK DRIVER, UNDERGROUND CONSTRUCTION: GROUP 2 (AREA 1).....	\$ 23.91	19.04
TRUCK DRIVER, UNDERGROUND CONSTRUCTION: GROUP 1 (AREA 2).....	\$ 24.12	19.04
TRUCK DRIVER, UNDERGROUND CONSTRUCTION: GROUP 1 (AREA 1).....	\$ 23.82	19.04

-----

-----  
WELDERS - Receive rate prescribed for craft performing operation to which welding is incidental.  
=====

Note: Executive Order (EO) 13706, Establishing Paid Sick Leave for Federal Contractors applies to all contracts subject to the Davis-Bacon Act for which the contract is awarded (and any solicitation was issued) on or after January 1, 2017. If this contract is covered by the EO, the contractor must provide employees with 1 hour of paid sick leave for every 30 hours they work, up to 56 hours of paid sick leave each year. Employees must be permitted to use paid sick leave for their own illness, injury or other health-related needs, including preventive care; to assist a family member (or person who is like family to the employee) who is ill, injured, or has other health-related needs, including preventive care; or for reasons resulting from, or to assist a family member (or person who is like family to the employee) who is a victim of, domestic violence, sexual assault, or stalking. Additional information on contractor requirements and worker protections under the EO is available at <https://www.dol.gov/agencies/whd/government-contracts>.

Note: Executive Order 13658 generally applies to contracts subject to the Davis-Bacon Act that were awarded on or between January 1, 2015 and January 29, 2022, and that have not been renewed or extended on or after January 30, 2022. Executive Order 13658 does not apply to contracts subject only to the Davis-Bacon Related Acts regardless of when they were awarded. If a contract is subject to

Executive Order 13658, the contractor must pay all covered workers at least \$13.65 per hour (or the applicable wage rate listed on this wage determination, if it is higher) for all hours spent performing on the contract from May 11, 2026, through December 31, 2026. The applicable Executive Order minimum wage rate will be adjusted annually. Additional information on contractor requirements and worker protections under Executive Order 13658 is available at [www.dol.gov/whd/govcontracts](http://www.dol.gov/whd/govcontracts).

Unlisted classifications needed for work not included within the scope of the classifications listed may be added after award only as provided in the labor standards contract clauses (29CFR 5.5 (a) (1) (iii)).

---

The body of each wage determination lists the classifications and wage rates that have been found to be prevailing for the type(s) of construction and geographic area covered by the wage determination. The classifications are listed in alphabetical order under rate identifiers indicating whether the particular rate is a union rate (current union negotiated rate), a survey rate, a weighted union average rate, a state adopted rate, or a supplemental classification rate.

#### Union Rate Identifiers

A four-letter identifier beginning with characters other than **◆SU◆**, **◆UAVG◆**, **◆SA◆**, or **◆SC◆** denotes that a union rate was prevailing for that classification in the survey. Example: PLUM0198-005 07/01/2024. PLUM is an identifier of the union whose collectively bargained rate prevailed in the survey for this classification, which in this example would be Plumbers. 0198 indicates the local union number or district council number where applicable, i.e., Plumbers Local 0198. The next number, 005 in the example, is an internal number used in processing the wage determination. The date, 07/01/2024 in the example, is the effective date of the most current negotiated rate.

Union prevailing wage rates are updated to reflect all changes over time that are reported to WHD in the rates in the collective bargaining agreement (CBA) governing the classification.

#### Union Average Rate Identifiers

The UAVG identifier indicates that no single rate prevailed for those classifications, but that 100% of the data reported for the classifications reflected union rates. EXAMPLE: UAVG-OH-0010 01/01/2024. UAVG indicates that the rate is a weighted union average rate. OH indicates the State of Ohio. The next number, 0010 in the example, is an internal number used in producing the wage determination. The date, 01/01/2024 in the example, indicates the date the wage determination was updated to reflect the most current union average rate.

A UAVG rate will be updated once a year, usually in January, to reflect a weighted average of the current rates in the collective bargaining agreements on which the rate is based.

#### Survey Rate Identifiers

The **◆SU◆** identifier indicates that either a single non-union rate prevailed (as defined in 29 CFR 1.2) for this classification in the survey or that the rate was derived by computing a weighted average rate based on all the rates

reported in the survey for that classification. As a weighted average rate includes all rates reported in the survey, it may include both union and non-union rates. Example: SUFL2022-007 6/27/2024. SU indicates the rate is a single non-union prevailing rate or a weighted average of survey data for that classification. FL indicates the State of Florida. 2022 is the year of the survey on which these classifications and rates are based. The next number, 007 in the example, is an internal number used in producing the wage determination. The date, 6/27/2024 in the example, indicates the survey completion date for the classifications and rates under that identifier.

◆SU◆ wage rates typically remain in effect until a new survey is conducted. However, the Wage and Hour Division (WHD) has the discretion to update such rates under 29 CFR 1.6(c)(1).

#### State Adopted Rate Identifiers

The ◆SA◆ identifier indicates that the classifications and prevailing wage rates set by a state (or local) government were adopted under 29 C.F.R 1.3(g)-(h). Example: SAME2023-007 01/03/2024. SA reflects that the rates are state adopted. ME refers to the State of Maine. 2023 is the year during which the state completed the survey on which the listed classifications and rates are based. The next number, 007 in the example, is an internal number used in producing the wage determination. The date, 01/03/2024 in the example, reflects the date on which the classifications and rates under the ◆SA◆ identifier took effect under state law in the state from which the rates were adopted.

---

#### WAGE DETERMINATION APPEALS PROCESS

1) Has there been an initial decision in the matter? This can be:

- a) a survey underlying a wage determination
- b) an existing published wage determination
- c) an initial WHD letter setting forth a position on a wage determination matter
- d) an initial conformance (additional classification and rate) determination

On survey related matters, initial contact, including requests for summaries of surveys, should be directed to the WHD Branch of Wage Surveys. Requests can be submitted via email to [davisbaconinfo@dol.gov](mailto:davisbaconinfo@dol.gov) or by mail to:

Branch of Wage Surveys  
Wage and Hour Division  
U.S. Department of Labor  
200 Constitution Avenue, N.W.  
Washington, DC 20210

Regarding any other wage determination matter such as conformance decisions, requests for initial decisions should be directed to the WHD Branch of Construction Wage Determinations. Requests can be submitted via email to [BCWD-Office@dol.gov](mailto:BCWD-Office@dol.gov) or by mail to:

Branch of Construction Wage Determinations  
Wage and Hour Division  
U.S. Department of Labor  
200 Constitution Avenue, N.W.  
Washington, DC 20210

2) If an initial decision has been issued, then any interested party (those affected by the action) that disagrees with the decision can request review and reconsideration from the Wage and Hour Administrator (See 29 CFR Part 1.8 and 29 CFR Part 7). Requests for review and reconsideration can be submitted via email to [dba.reconsideration@dol.gov](mailto:dba.reconsideration@dol.gov) or by mail to:

Wage and Hour Administrator  
U.S. Department of Labor  
200 Constitution Avenue, N.W.  
Washington, DC 20210

The request should be accompanied by a full statement of the interested party's position and any information (wage payment data, project description, area practice material, etc.) that the requestor considers relevant to the issue.

3) If the decision of the Administrator is not favorable, an interested party may appeal directly to the Administrative Review Board (formerly the Wage Appeals Board). Write to:

Administrative Review Board  
U.S. Department of Labor  
200 Constitution Avenue, N.W.  
Washington, DC 20210.

=====  
END OF GENERAL DECISION

..

## Labor Standards Provisions for Federally Assisted Projects - 29 CFR Part 5

### §5.5 Contract provisions and related matters.

(a) The Agency head shall cause or require the contracting officer to insert in full in any contract in excess of \$2,000 which is entered into for the actual construction, alteration and/or repair, including painting and decorating, of a public building or public work, or building or work financed in whole or in part from Federal funds or in accordance with guarantees of a Federal agency or financed from funds obtained by pledge of any contract of a Federal agency to make a loan, grant or annual contribution (except where a different meaning is expressly indicated), and which is subject to the labor standards provisions of any of the acts listed in Sec. 5.1, the following clauses (or any modifications thereof to meet the particular needs of the agency, *Provided*, That such modifications are first approved by the Department of Labor):

(1) *Minimum wages.* (i) All laborers and mechanics employed or working upon the site of the work (or under the United States Housing Act of 1937 or under the Housing Act of 1949 in the construction or development of the project), will be paid unconditionally and not less often than once a week, and without subsequent deduction or rebate on any account (except such payroll deductions as are permitted by regulations issued by the Secretary of Labor under the Copeland Act (29 CFR part 3)), the full amount of wages and bona fide fringe benefits (or cash equivalents thereof) due at time of payment computed at rates not less than those contained in the wage determination of the Secretary of Labor which is attached hereto and made a part hereof, regardless of any contractual relationship which may be alleged to exist between the contractor and such laborers and mechanics. Contributions made or costs reasonably anticipated for bona fide fringe benefits under section 1(b)(2) of the Davis-Bacon Act on behalf of laborers or mechanics are considered wages paid to such laborers or mechanics, subject to the provisions of paragraph (a)(1)(iv) of this section; also, regular contributions made or costs incurred for more than a weekly period (but not less often than quarterly) under plans, funds, or programs which cover the particular weekly period, are deemed to be constructively made or incurred during such weekly period. Such laborers and mechanics shall be paid the appropriate wage rate and fringe benefits on the wage determination for the classification of work actually performed, without regard to skill, except as provided in Sec. 5.5(a)(4). Laborers or mechanics performing work in more than one classification may be compensated at the rate specified for each classification for the time actually worked therein: *Provided*, That the employer's payroll records accurately set forth the time spent in each classification in which work is performed. The wage determination (including any additional classification and wage rates conformed under paragraph (a)(1)(ii) of this section) and the Davis-Bacon poster (WH-1321) shall be posted at all times by the contractor and its subcontractors at the site of the work in a prominent and accessible place where it can be easily seen by the workers.

(ii)(A) The contracting officer shall require that any class of laborers or mechanics, including helpers, which is not listed in the wage determination, and which is to be employed under the contract shall be classified in conformance with the wage determination. The contracting officer shall approve an additional classification and wage rate and fringe benefits therefore only when the following criteria have been met:

(1) The work to be performed by the classification requested is not performed by a classification in the wage determination; and

- (2) The classification is utilized in the area by the construction industry; and
- (3) The proposed wage rate, including any bona fide fringe benefits, bears a reasonable relationship to the wage rates contained in the wage determination.
- (B) If the contractor and the laborers and mechanics to be employed in the classification (if known), or their representatives, and the contracting officer agree on the classification and wage rate (including the amount designated for fringe benefits where appropriate), a report of the action taken shall be sent by the contracting officer to the Administrator of the Wage and Hour Division, Employment Standards Administration, U.S. Department of Labor, Washington, DC 20210. The Administrator, or an authorized representative, will approve, modify, or disapprove every additional classification action within 30 days of receipt and so advise the contracting officer or will notify the contracting officer within the 30-day period that additional time is necessary.
- (C) In the event the contractor, the laborers, or mechanics to be employed in the classification or their representatives, and the contracting officer do not agree on the proposed classification and wage rate (including the amount designated for fringe benefits, where appropriate), the contracting officer shall refer the questions, including the views of all interested parties and the recommendation of the contracting officer, to the Administrator for determination. The Administrator, or an authorized representative, will issue a determination within 30 days of receipt and so advise the contracting officer or will notify the contracting officer within the 30-day period that additional time is necessary.
- (D) The wage rate (including fringe benefits where appropriate) determined pursuant to paragraphs (a)(1)(ii) (B) or (C) of this section, shall be paid to all workers performing work in the classification under this contract from the first day on which work is performed in the classification.
- (iii) Whenever the minimum wage rate prescribed in the contract for a class of laborers or mechanics includes a fringe benefit which is not expressed as an hourly rate, the contractor shall either pay the benefit as stated in the wage determination or shall pay another bona fide fringe benefit or an hourly cash equivalent thereof.
- (iv) If the contractor does not make payments to a trustee or other third person, the contractor may consider as part of the wages of any laborer or mechanic the amount of any costs reasonably anticipated in providing bona fide fringe benefits under a plan or program, Provided, That the Secretary of Labor has found, upon the written request of the contractor, that the applicable standards of the Davis-Bacon Act have been met. The Secretary of Labor may require the contractor to set aside, in a separate account, assets for the meeting of obligations under the plan or program.
- (2) *Withholding.* The **(write in name of Federal Agency or the loan or grant recipient)** shall upon its own action or upon written request of an authorized representative of the Department of Labor withhold or cause to be withheld from the contractor under this contract or any other Federal contract with the same prime contractor, or any other federally-assisted contract subject to Davis-Bacon prevailing wage requirements, which is held by the same prime contractor, so much of the accrued payments or advances as may be considered necessary to pay laborers and mechanics, including apprentices, trainees, and helpers, employed by the contractor or any subcontractor the full amount of wages required by the contract. In the event of failure to pay any laborer or mechanic, including any apprentice, trainee, or helper, employed or working on the site of the

work (or under the United States Housing Act of 1937 or under the Housing Act of 1949 in the construction or development of the project), all or part of the wages required by the contract, the (Agency) may, after written notice to the contractor, sponsor, applicant, or owner, take such action as may be necessary to cause the suspension of any further payment, advance, or guarantee of funds until such violations have ceased.

- (3) *Payrolls and basic records.* (i) Payrolls and basic records relating thereto shall be maintained by the contractor during the course of the work and preserved for a period of three years thereafter for all laborers and mechanics working at the site of the work (or under the United States Housing Act of 1937, or under the Housing Act of 1949, in the construction or development of the project). Such records shall contain the name, address, and social security number of each such worker, his or her correct classification, hourly rates of wages paid (including rates of contributions or costs anticipated for bona fide fringe benefits or cash equivalents thereof of the types described in section 1(b)(2)(B) of the Davis-Bacon Act), daily and weekly number of hours worked, deductions made, and actual wages paid. Whenever the Secretary of Labor has found under 29 CFR 5.5(a)(1)(iv) that the wages of any laborer or mechanic include the amount of any costs reasonably anticipated in providing benefits under a plan or program described in section 1(b)(2)(B) of the Davis-Bacon Act, the contractor shall maintain records which show that the commitment to provide such benefits is enforceable, that the plan or program is financially responsible, and that the plan or program has been communicated in writing to the laborers or mechanics affected, and records which show the costs anticipated or the actual cost incurred in providing such benefits. Contractors employing apprentices or trainees under approved programs shall maintain written evidence of the registration of apprenticeship programs and certification of trainee programs, the registration of the apprentices and trainees, and the ratios and wage rates prescribed in the applicable programs.
- (ii)(A) The contractor shall submit weekly for each week in which any contract work is performed a copy of all payrolls to the (write in name of appropriate federal agency) if the agency is a party to the contract, but if the agency is not such a party, the contractor will submit the payrolls to the applicant, sponsor, or owner, as the case may be, for transmission to the (write in name of agency). The payrolls submitted shall set out accurately and completely all of the information required to be maintained under 29 CFR 5.5(a)(3)(i), except that full social security numbers and home addresses shall not be included on weekly transmittals. Instead, the payrolls shall only need to include an individually identifying number for each employee (e.g., the last four digits of the employee's social security number). The required weekly payroll information may be submitted in any form desired. Optional Form WH-347 is available for this purpose from the Wage and Hour Division Web site at [dol.gov/agencies/whd/government-contracts/construction/forms](https://dol.gov/agencies/whd/government-contracts/construction/forms) or its successor site. The prime contractor is responsible for the submission of copies of payrolls by all subcontractors. Contractors and subcontractors shall maintain the full social security number and current address of each covered worker, and shall provide them upon request to the (write in name of appropriate federal agency) if the agency is a party to the contract, but if the agency is not such a party, the contractor will submit them to the applicant, sponsor, or owner, as the case may be, for transmission to the (write in name of agency), the contractor, or the Wage and Hour Division of the Department of Labor for purposes of an investigation or audit of compliance with prevailing wage requirements. It is not a violation of this section for a prime contractor to require a subcontractor to provide addresses and social security numbers to the prime contractor for its own records, without weekly submission to the sponsoring government agency (or the applicant, sponsor, or owner).

- (B) Each payroll submitted shall be accompanied by a "Statement of Compliance", signed by the contractor or subcontractor or his or her agent who pays or supervises the payment of the persons employed under the contract and shall certify the following:
- (1) That the payroll for the payroll period contains the information required to be provided under Sec. 5.5 (a)(3)(ii) of Regulations, 29 CFR part 5, the appropriate information is being maintained under Sec. 5.5 (a)(3)(i) of Regulations, 29 CFR part 5, and that such information is correct and complete.
  - (2) That each laborer or mechanic (including each helper, apprentice, and trainee) employed on the contract during the payroll period has been paid the full weekly wages earned, without rebate, either directly or indirectly, and that no deductions have been made either directly or indirectly from the full wages earned, other than permissible deductions as set forth in Regulations, 29 CFR part 3;
  - (3) That each laborer or mechanic has been paid not less than the applicable wage rates and fringe benefits or cash equivalents for the classification of work performed, as specified in the applicable wage determination incorporated into the contract.
- (C) The weekly submission of a properly executed certification set forth on the reverse side of Optional Form WH-347 shall satisfy the requirement for submission of the "Statement of Compliance" required by paragraph (a)(3)(ii)(B) of this section.
- (D) The falsification of any of the above certifications may subject the contractor or subcontractor to civil or criminal prosecution under section 1001 of title 18 and section 231 of title 31 of the United States Code.
- (iii) The contractor or subcontractor shall make the records required under paragraph (a)(3)(i) of this section available for inspection, copying, or transcription by authorized representatives of the Michigan Department of Environment, Great Lakes, and Energy or the Department of Labor, and shall permit such representatives to interview employees during working hours on the job. If the contractor or subcontractor fails to submit the required records or to make them available, the Federal agency may, after written notice to the contractor, sponsor, applicant, or owner, take such action as maybe necessary to cause the suspension of any further payment, advance, or guarantee of funds. Furthermore, failure to submit the required records upon request or to make such records available may be grounds for debarment action pursuant to 29 CFR 5.12.
- (4) *Apprentices and trainees-* (i) Apprentices. Apprentices will be permitted to work at less than the predetermined rate for the work they performed when they are employed pursuant to and individually registered in a bona fide apprenticeship program registered with the U.S. Department of Labor, Employment and Training Administration, Office of Apprenticeship Training, Employer and Labor Services, or with a State Apprenticeship Agency recognized by the Office, or if a person is employed in his or her first 90 days of probationary employment as an apprentice in such an apprenticeship program, who is not individually registered in the program, but who has been certified by the Office of Apprenticeship Training, Employer and Labor Services or a State Apprenticeship Agency (where appropriate) to be eligible for probationary employment as an apprentice. The allowable ratio of apprentices to journeymen on the job site in any craft classification shall not be greater than the ratio permitted to the contractor as to the entire work force under the registered program. Any worker listed on a payroll at an apprentice wage rate, who is not registered or otherwise employed as stated above, shall be paid not less than the

applicable wage rate on the wage determination for the classification of work actually performed. In addition, any apprentice performing work on the jobsite in excess of the ratio permitted under the registered program shall be paid not less than the applicable wage rate on the wage determination for the work actually performed. Where a contractor is performing construction on a project in a locality other than that in which its program is registered, the ratios and wage rates (expressed in percentages of the journeyman's hourly rate) specified in the contractor's or subcontractor's registered program shall be observed. Every apprentice must be paid at not less than the rate specified in the registered program for the apprentice's level of progress, expressed as a percentage of the journeymen hourly rate specified in the applicable wage determination. Apprentices shall be paid fringe benefits in accordance with the provisions of the apprenticeship program. If the apprenticeship program does not specify fringe benefits, apprentices must be paid the full amount of fringe benefits listed on the wage determination for the applicable classification. If the Administrator determines that a different practice prevails for the applicable apprentice classification, fringes shall be paid in accordance with that determination. In the event the Office of Apprenticeship Training, Employer and Labor Services, or a State Apprenticeship Agency recognized by the Office, withdraws approval of an apprenticeship program, the contractor will no longer be permitted to utilize apprentices at less than the applicable predetermined rate for the work performed until an acceptable program is approved.

- (ii) Trainees. Except as provided in 29 CFR 5.16, trainees will not be permitted to work at less than the predetermined rate for the work performed unless they are employed pursuant to and individually registered in a program which has received prior approval, evidenced by formal certification by the U.S. Department of Labor, Employment and Training Administration. The ratio of trainees to journeymen on the job site shall not be greater than permitted under the plan approved by the Employment and Training Administration. Every trainee must be paid at not less than the rate specified in the approved program for the trainee's level of progress, expressed as a percentage of the journeyman hourly rate specified in the applicable wage determination. Trainees shall be paid fringe benefits in accordance with the provisions of the trainee program. If the trainee program does not mention fringe benefits, trainees shall be paid the full amount of fringe benefits listed on the wage determination unless the Administrator of the Wage and Hour Division determines that there is an apprenticeship program associated with the corresponding journeyman wage rate on the wage determination which provides for less than full fringe benefits for apprentices. Any employee listed on the payroll at a trainee rate who is not registered and participating in a training plan approved by the Employment and Training Administration shall be paid not less than the applicable wage rate on the wage determination for the classification of work actually performed. In addition, any trainee performing work on the job site in excess of the ratio permitted under the registered program shall be paid not less than the applicable wage rate on the wage determination for the work actually performed. In the event the Employment and Training Administration withdraws approval of a training program, the contractor will no longer be permitted to utilize trainees at less than the applicable predetermined rate for the work performed until an acceptable program is approved.
- (iii) Equal employment opportunity. The utilization of apprentices, trainees and journeymen under this part shall be in conformity with the equal employment opportunity requirements of Executive Order 11246, as amended, and 29 CFR part 30.
- (5) *Compliance with Copeland Act requirements.* The contractor shall comply with the requirements of 29 CFR part 3, which are incorporated by reference in this contract.

- (6) *Subcontracts.* The contractor or subcontractor shall insert in any subcontracts the clauses contained in 29 CFR 5.5(a)(1) through (10) and such other clauses as the (write in the name of the Federal agency) may by appropriate instructions require, and also a clause requiring the subcontractors to include these clauses in any lower tier subcontracts. The prime contractor shall be responsible for the compliance by any subcontractor or lower tier subcontractor with all the contract clauses in 29 CFR 5.5.
- (7) *Contract termination: debarment.* A breach of the contract clauses in 29 CFR 5.5 may be grounds for termination of the contract, and for debarment as a contractor and a subcontractor as provided in 29 CFR 5.12.
- (8) *Compliance with Davis-Bacon and Related Act requirements.* All rulings and interpretations of the Davis-Bacon and Related Acts contained in 29 CFR parts 1, 3, and 5 are herein incorporated by reference in this contract.
- (9) *Disputes concerning labor standards.* Disputes arising out of the labor standards provisions of this contract shall not be subject to the general disputes clause of this contract. Such disputes shall be resolved in accordance with the procedures of the Department of Labor set forth in 29CFR parts 5, 6, and 7. Disputes within the meaning of this clause include disputes between the contractor (or any of its subcontractors) and the contracting agency, the U.S. Department of Labor, or the employees or their representatives.
- (10) *Certification of eligibility.* (i) By entering into this contract, the contractor certifies that neither it (nor he or she) nor any person or firm who has an interest in the contractor's firm is a person or firm ineligible to be awarded Government contracts by virtue of section 3(a) of the Davis-Bacon Act or 29 CFR 5.12(a)(1).
- (ii) No part of this contract shall be subcontracted to any person or firm ineligible for award of a Government contract by virtue of section 3(a) of the Davis-Bacon Act or 29 CFR 5.12(a)(1).
- (iii) The penalty for making false statements is prescribed in the U.S. Criminal Code, 18 U.S.C.1001.
- (b) *Contract Work Hours and Safety Standards Act.* The Agency Head shall cause or require the contracting officer to insert the following clauses set forth in paragraphs (b)(1), (2), (3), and (4) of this section in full in any contract in an amount in excess of \$100,000 and subject to the overtime provisions of the Contract Work Hours and Safety Standards Act. These clauses shall be inserted in addition to the clauses required by Sec. 5.5(a) or 4.6 of part 4 of this title. As used in this paragraph, the terms laborers and mechanics include watchmen and guards.
- (1) *Overtime requirements.* No contractor or subcontractor contracting for any part of the contract work which may require or involve the employment of laborers or mechanics shall require or permit any such laborer or mechanic in any workweek in which he or she is employed on such work to work in excess of forty hours in such workweek unless such laborer or mechanic receives compensation at a rate not less than one and one-half times the basic rate of pay for all hours worked in excess of forty hours in such workweek.
- (2) *Violation; liability for unpaid wages; liquidated damages.* In the event of any violation of the clause set forth in paragraph (b)(1) of this section the contractor and any subcontractor responsible there for shall be liable for the unpaid wages. In addition, such contractor and subcontractor shall be

liable to the United States (in the case of work done under contract for the District of Columbia or a territory, to such District or to such territory), for liquidated damages. Such liquidated damages shall be computed with respect to each individual laborer or mechanic, including watchmen and guards, employed in violation of the clause set forth in paragraph (b)(1) of this section, in the sum of \$10 for each calendar day on which such individual was required or permitted to work in excess of the standard workweek of forty hours without payment of the overtime wages required by the clause set forth in paragraph (b)(1) of this section.

- (3) Withholding for unpaid wages and liquidated damages. The ***(write in the name of the Federal agency or the loan or grant recipient)*** shall upon its own action or upon written request of an authorized representative of the Department of Labor withhold or cause to be withheld, from any moneys payable on account of work performed by the contractor or subcontractor under any such contract or any other Federal contract with the same prime contractor, or any other federally-assisted contract subject to the Contract Work Hours and Safety Standards Act, which is held by the same prime contractor, such sums as may be determined to be necessary to satisfy any liabilities of such contractor or subcontractor for unpaid wages and liquidated damages as provided in the clause set forth in paragraph (b)(2) of this section.
- (4) Subcontracts. The contractor or subcontractor shall insert in any subcontracts the clauses set forth in paragraph (b)(1) through (4) of this section and also a clause requiring the subcontractors to include these clauses in any lower tier subcontracts. The prime contractor shall be responsible for compliance by any subcontractor or lower tier subcontractor with the clauses set forth in paragraphs (b)(1) through (4) of this section.
- (c) In addition to the clauses contained in paragraph (b), in any contract subject only to the Contract Work Hours and Safety Standards Act and not to any of the other statutes cited in Sec.5.1, the Agency Head shall cause or require the contracting officer to insert a clause requiring that the contractor or subcontractor shall maintain payrolls and basic payroll records during the course of the work and shall preserve them for a period of three years from the completion of the contract for all laborers and mechanics, including guards and watchmen, working on the contract. Such records shall contain the name and address of each such employee, social security number, correct classifications, hourly rates of wages paid, daily and weekly number of hours worked, deductions made, and actual wages paid. Further, the Agency Head shall cause or require the contracting officer to insert in any such contract a clause providing that the records to be maintained under this paragraph shall be made available by the contractor or subcontractor for inspection, copying, or transcription by authorized representatives of the Michigan Department of Environment, Great Lakes, and Energy and the Department of Labor, and the contractor or subcontractor will permit such representatives to interview employees during working hours on the job.

## Disadvantaged Business Enterprises (DBE) Requirements

Prime contractors bidding on this project must follow, document, and maintain documentation of their Good Faith Efforts (GFE), as listed below, to ensure that Disadvantaged Business Enterprises (DBEs) have the opportunity to participate in the project by increasing DBE awareness of procurement efforts and outreach. Bidders must make the following Good Faith Efforts for any work that will be subcontracted.

1. Ensure DBEs are made aware of contracting opportunities to the fullest extent practicable through outreach and recruitment activities. Place DBEs on solicitation lists and solicit DBEs whenever they are potential sources.
2. Make information on forthcoming opportunities available to DBEs. Arrange timeframes for contracts and establish delivery schedules, where the requirements permit, in a way that encourages and facilitates participation by DBEs in the competitive process. Whenever possible, post solicitation for bids or proposals for a minimum of 30 calendar days before the bid or proposal closing date. The DBEs should be given a minimum of 5 days to respond to the posting.
3. Consider in the contracting process whether firms competing for large contracts can be subcontracted with DBEs. Divide total requirements, when economically feasible, into smaller tasks or quantities to permit maximum participation by DBEs in the competitive process.
4. Encourage contracting with a consortium of DBEs when a contract is too large for one DBE firm to handle individually.
5. Use the services and assistance of the Small Business Administration and the Minority Business Development Agency of the U.S. Department of Commerce.

Subsequent to compliance with the Good Faith Efforts, the following conditions also apply under the DBE requirements. Completed Good Faith Efforts Worksheets, along with the required supporting documentation outlined in the instructions, must be submitted with your bid proposal. EPA form 6100-2 must also be provided at the pre-bid meeting. A copy of this form is available on the Forms and Guidance page of the EGLE Water Infrastructure Financing Section website.

1. The prime contractor must pay its subcontractor for work that has been satisfactorily completed no more than 30 days from the prime contractor's receipt of payment from the owner.
2. The prime contractor must notify the owner in writing prior to the termination of any DBE subcontractor for convenience by the prime contractor and employ the Good Faith Efforts if soliciting a replacement contractor.
3. If a DBE contractor fails to complete work under the subcontract for any reason, the prime contractor must employ the Good Faith Efforts if soliciting a replacement contractor.
4. The prime contractor must employ the Good Faith Efforts.

MICHIGAN DEPARTMENT OF ENVIRONMENT, GREAT LAKES, AND ENERGY

**Good Faith Efforts Worksheet**

Bidder: \_\_\_\_\_

Subcontract Area of Work (one per worksheet): \_\_\_\_\_

*Outreach Goal:* Solicit a minimum of three (3) DBEs via email/letter/fax. It is recommended that various sources be used to locate the minimum number of DBEs. The Michigan Department of Transportation (MDOT) website and www.sam.gov registries may be two resources used to find a minimum of three DBEs.

List the DBEs contacted for the above area of work and complete the following information for each.

Company Name	Contact Method	Date Contacted	Price Quote Received	Accepted or Rejected	If rejected, explain why

Explanation for Not Achieving a Minimum of Three Contacts; you may include a printout of the MDOT and www.sam.gov search results (attach extra sheets if necessary):

MITA DBE Posting Date (if applicable): \_\_\_\_\_  
 (Attach a copy of the DBE advertisement)

Other Efforts (attach extra sheets if necessary):

Please include the completed worksheet and supporting documentation with the bid proposal.

## Instructions to Bidders for the Completion of the Good Faith Efforts Worksheet

1. Separate worksheets must be provided for each area of work to be subcontracted out. This includes both major and minor subcontracts.
2. A minimum of three (3) DBEs must be contacted by a verifiable means of communication such as email, letter, or fax for each area of work to be subcontracted out. Copies of the solicitation letters/emails and fax confirmation sheets must be provided with the worksheet.
3. If less than three (3) DBEs exist statewide for the area of work, then provide documentation that other DBE resources were consulted. This may include the MDOT and [www.sam.gov](http://www.sam.gov) registries and an advertisement in a publication. A printout of the website searched (conducted prior to the end of the bid period) must be submitted.
4. Posting solicitations for quotes/proposals from DBEs on the MITA website ([www.mitadbe.com](http://www.mitadbe.com)) is highly recommended to facilitate participation in the competitive process whenever possible. The solicitation needs to identify the project and the areas of work to be subcontracted out. A copy of the MITA DBE advertisement must be submitted with the Good Faith Efforts worksheet, if used, or a printout of the resulting quotes posted to the MITA website can be submitted with this form as supporting documentation.
5. If the area of work is so specialized that no DBEs exist, then an explanation is required to support that conclusion, including the documentation required in number 3 above.
6. The date of the DBE contact must be identified, as it is important to document that the DBE solicitation was made during the bid period and that sufficient time was given for the DBE to return a quote.
7. Each DBE firm's price quote must be identified if one was received, or N/A entered on the worksheet if a quote was not received. Copies of all quotes must be submitted with the worksheet.
8. If a quote was received, indicate if it was accepted or rejected. Justification for not accepting a quote and not using the DBE subcontractor must be provided.
9. Under Other Efforts, please indicate additional steps you have taken to obtain DBE contractors and provide the appropriate supporting documentation such as:
  - Follow-up emails, faxes, or letters.
  - Copies of announcements/postings in newspapers, trade publications, or minority media that target DBE firms.

## Disadvantaged Business Enterprise (DBE) and Good Faith Efforts (GFE) Requirements Frequently Asked Questions Regarding Contractor Compliance

**Q:** What is the Good Faith Efforts Worksheet and how is it completed?

**A:** The worksheet captures efforts by the prime contractor to solicit DBEs for each area of work type that will be subcontracted out. A separate GFE Worksheet must be provided by the prime contractor for each area of work type to be subcontracted out. There are specific instructions that accompany the worksheet that prescribe minimum efforts which bidders must make in order to be in compliance with the DBE requirements.

**Q:** Can non-certified DBEs be used?

**A:** While non-certified DBEs can be used, only DBEs, MBEs, and WBEs that are certified by EPA, SBA, or MDOT (or by tribal, state and local governments, as long as their standards for certification meet or exceed the standards in EPA policy) can be counted toward the fair share goal. Proof of certification by one of these recognized and approved agencies should be sought from each DBE.

**Q:** How does a DBE get certified?

**A:** Applications to be certified by MDOT can be found at

[mdotjboss.state.mi.us/MUCPWeb/eligibilityRequirements.htm](http://mdotjboss.state.mi.us/MUCPWeb/eligibilityRequirements.htm)

To register with the U.S. Small Business Association visit [sba.gov/federal-contracting/contracting-assistance-programs/small-disadvantaged-business](http://sba.gov/federal-contracting/contracting-assistance-programs/small-disadvantaged-business)

To be certified by EPA, a DBE must first have sought certification through SBA, MDOT, or a tribal, state, or local organization and be unsuccessful in that attempt.

**Q:** If a bidder follows the MDOT DBE requirements, will the bidder comply with the SRF DBE requirements?

**A:** No. Federally funded highway projects utilize DBE goals, which require a certain percentage of work be performed by DBE subcontractors. For SRF projects, there is no financial goal. However, there is a solicitation effort goal. Bidders must use Good Faith Efforts for each and every area of work to be subcontracted out to obtain DBEs. The bidders are not required to use DBEs if the quotes are higher than non-DBE subcontractors. There is no required DBE participation percentage contract goal for the SRF. However, if the SRF project is part of a joint project with MDOT, the project can be excluded from SRF DBE requirements (i.e., the Good Faith Efforts Worksheet is not required) as it would be difficult to comply with both programs' requirements.

**Q:** Should the Good Faith Efforts Worksheet and supporting documentation be submitted with bid proposals?

**A:** Yes. This is a requirement to document that the contractor has complied with the DBE requirements and GFE. These compliance efforts must be done during the bidding phase and not after-the-fact. It is highly recommended that the need for these efforts and the submittal of the forms with the bid proposals be emphasized at the pre-bid meeting. Failure to show that the Good Faith Efforts were complied with during the bidding process can lead to a prime contractor being found non-responsive.

**Q:** What kinds of documentation should a contractor provide to document solicitation efforts?

**A:** Documentation can include fax confirmation sheets, copies of solicitation letters/emails, printouts of online solicitations, printouts of online search results, affidavits of publication in newspapers, etc.

- Q:** What if no forms are turned in with the bid proposal or forms are blank or incomplete? Should this be cause to determine that the bidder is non-responsive?
- A:** While the Good Faith Efforts Worksheet is important, it is more critical to confirm that the contractor complied with the DBE requirements prior to bid opening. The owner should contact the bidder as soon as deficiencies are noted for documentation of efforts taken to comply with the DBE requirements. Immediate submittal of the completed forms will be acceptable provided the Good Faith Efforts were made and it is just a matter of transferring information to the forms.
- Q:** How much time will compliance with GFE require in terms of structuring an adequate bidding period?
- A:** Due to the extent of the efforts required, a minimum of 30 calendar days is recommended between bid posting and bid opening to ensure adequate time for contractors to locate certified DBEs and solicit quotes.
- Q:** How does a contractor locate certified DBEs?
- A:** MDOT has a directory of all Michigan certified entities located at [mdotjboss.state.mi.us/MUCPWeb/](http://mdotjboss.state.mi.us/MUCPWeb/). Additionally, the federal System for Award Management (SAM) is another place to search and can be found at [sam.gov](http://sam.gov). SAM contains information from the former Central Contractor Registration (CCR) database.
- Q:** If the bidder does not intend to subcontract any work, what forms, if any, must be provided with the bid proposal?
- A:** The bidder should complete the Good Faith Efforts Worksheet with a notation that no subcontracting will be done. However, if the bidder is awarded the contract and then decides to subcontract work at any point, then the Good Faith Efforts must be made to solicit DBEs.
- Q:** If the prime contractor is a DBE, does he have to solicit DBE subcontractors?
- A:** Yes, the DBE requirements still apply if the prime intends to subcontract work out. GFE must be used to solicit DBEs.
- Q:** If the area of work is one where there are less than three DBE contractors, how is the contractor to document this?
- A:** Copies of printouts from MDOT and SAM showing no DBEs and advertisements soliciting quotes for all subcontract areas, including the questionable areas, will be adequate if the dates on the printouts are prior to the bid or proposal closing date.

# MICHIGAN DEPARTMENT OF ENVIRONMENT, GREAT LAKES, AND ENERGY

## Certification Regarding Debarment, Suspension, and Other Responsibility Matters

The prime contractor must provide a completed *Certification Regarding Debarment, Suspension, and Other Responsibility Matters Form* with its bid or proposal package to the owner.

The prospective participant certifies, to the best of its knowledge and belief, that it and its principals:

- (1) Are not presently debarred, suspended, proposed for debarment, declared ineligible, or voluntarily excluded from participation in transactions under federal nonprocurement programs by any federal department or agency;
- (2) Have not, within the three-year period preceding the proposal, had one or more public transactions (federal, state, or local) terminated for cause or default; and
- (3) Are not presently indicted or otherwise criminally or civilly charged by a government entity (federal, state, or local) and have not, within the three-year period preceding the proposal, been convicted of or had a civil judgment rendered against it:
  - (a) For the commission of fraud or a criminal offense in connection with obtaining, attempting to obtain, or performing a public transaction (federal, state, or local) or a procurement contract under such a public transaction;
  - (b) For the violation of federal or state antitrust statutes, including those proscribing price fixing between competitors, the allocation of customers between competitors, or bid rigging; or
  - (c) For the commission of embezzlement, theft, forgery, bribery, falsification, or destruction of records, making false statements, or receiving stolen property.

I understand that a false statement on this certification may be grounds for the rejection of this proposal or the termination of the award. In addition, under 18 U.S.C. §1001, a false statement may result in a fine of up to \$10,000 or imprisonment for up to five years, or both.

---

Name and Title of Authorized Representative

---

Name of Participant Agency or Firm

---

Signature of Authorized Representative

Date

I am unable to certify to the above statement. Attached is my explanation.

## PROGRESS CLAUSE

City of Owosso/F&V

1 of 1

February 2026

The Engineer anticipates the construction can begin no earlier than:

- April 5, 2027

In no case shall any work be commenced prior to receipt of formal notice of award by the Department.

The Contractor shall prepare and submit a complete, detailed, and signed Progress Schedule to the Engineer.

The entire project must be substantially completed by July 30, 2027 and obtain final completion date by October 26, 2027.

Unless specific pay items are provided in the contract any extra costs incurred by the Contractor due to coldweather protection and winter grading will not be paid for separately but will be included in the payment of other pay items in the contract.

After award and prior to the start of work, the Contractor must attend a preconstruction meeting with the Engineer. The Engineer will determine the day, time and place for the preconstruction meeting. The meeting will be conducted after project award and may be rescheduled if there are delays in the award of the project.

The named subcontractor(s) for Designated and/or Specialty Items, as shown in the Proposal, should attend the preconstruction meeting if such items materially affect the work schedule.

Failure by the Contractor to meet interim completion, open to traffic, and/or final completion dates will result in the assessment of liquidated damages in accordance with subsections 108.10.C.1 and 108.10.C.2 of the Standard Specifications for Construction.

**CITY OF OWOSSO  
SPECIAL PROVISION  
FOR  
TECHNICAL SPECIFICATIONS**

**City of Owosso/CW**

**1 OF 1**

**June, 2022**

**General Requirement**

The MDOT 2020 STANDARD SPECIFICATIONS FOR CONSTRUCTION shall govern all technical specifications for this project. The following parts of the Contract will prevail over all other parts in the following order:

1. Special Provisions.
2. Supplemental Specifications.
3. Project Plans and Drawings.
4. MDOT Standard Plans.
5. 2020 Standard Specifications
6. City of Owosso Standard Specifications.

The Contractor shall not take advantage of any apparent error or omission in the contract documents. If any uncertainty, inconsistency, omission, or conflict is discovered within the contract documents, the Engineer will solely decide as to the true intent of the language.

## NOTICE TO BIDDERS

### UTILITY COORDINATION

City of Owosso/F&V

1 of 2

February 2026

The Contractor shall cooperate and coordinate construction activities with the owners of utilities as stated in Section 104.08 of the Michigan Department of Transportation Standard Specifications for Construction. In addition, for the protection of underground utilities, the contractor shall follow the requirements in Section 107.12 of the Michigan Department of Transportation Standard Specifications for Construction. Contractor delay claims, resulting from a utility, will be determined based upon Section 108.09 of the Michigan Department of Transportation Standard Specifications for Construction.

The following Public Utilities have facilities located in the road right-of-way or project area:

UTILITY	OWNER	CONTACT
Cable Television	Charter Communication 1480 S. Valley Center Dr Bay City, Michigan 48706	Mark Kelly (989) 233-9404 mark.kelly@chartercom.com
Fiber Optic	Frontier 1943 W. M-21 Owosso, Michigan 48847	Harold Roth (989) 627-9759 harold.roth@ftr.com
Gas	Consumers Energy 530 West Willow Street PO Box 30162 Lansing, Michigan 48909	Adam Bertram (517) 614-8570 adam.bertram@cmsenergy.com
Electric	Consumers Energy 1801 West Main Street Owosso, Michigan 48867	Tracy Mahar (517) 204-9018 tracy.mahar@cmsenergy.com
Water Main Sanitary Sewer	City of Owosso 301 W. Main Street Owosso, Michigan 48867	Ryan Suchanek (989) 725-0550 ryan.suchanek@ci.owosso.mi.us
Road Storm Sewer	City of Owosso 301 W. Main Street Owosso, Michigan 48867	Ryan Suchanek (989) 725-0550 ryan.suchanek@ci.owosso.mi.us
Fiber Optic	DayStarr Communications 307 N. Ball Street Owosso, Michigan 48867	Jared Jackson (989) 720-6004 jared.jackson@daystarrfiber.net
Soil Erosion and Sedimentation Control	Shiawassee County Health Department Environmental Health Division 201 N. Shiawassee Street Corunna, Michigan 48817	Steve Alworden (989) 743-2289 salworden@shiawaseechd.net

For protection of underground utilities and in conformance with Public Act 53, the Contractor shall dial 1-800-482-7171 (or 811) a minimum of three full working days, excluding Saturdays, Sundays, and holidays prior to beginning each excavation in areas where public utilities have not been previously located. Members will thus be routinely notified. This does not relieve the Contractor of the responsibility of notifying utility owners who may not be a part of the "Miss Dig" alert system.

The existing utilities shown on the plans represent the best information available as obtained from survey and existing records. This information does not relieve the Contractor of the responsibility of protecting all existing utilities, in case utilities have been constructed or removed since the survey date or if utilities are encountered in different locations or if any utilities are not shown on the plans.

All existing utilities shall be located as to both horizontal and vertical position prior to starting any utility construction or other excavation. Cost shall be included in the new utility or excavation pay item.

The Contractor's attention is directed to the requirements for cooperation with others, as covered in Section 104.08 of the MDOT 2020 Standard Specification for Construction.

### **UTILITY DAMAGE**

The Contractor shall be responsible for the protection of all existing utilities during construction of this project. Any utilities damaged by the Contractor shall be repaired in accordance with the related utilities specifications at the Contractor's expense.

CITY OF OWOSSO  
SPECIAL PROVISION  
FOR  
**MAINTAINING TRAFFIC**

City of Owosso/CW

1 of 4

November 2024

**a. Description.** The project will consist of water main replacement, service line replacement, sanitary sewer replacement, and roadway reconstruction on the following streets in the City of Owosso, Shiawassee County: Williams, Dewey, Mason and Gilbert.

**b. General.** Traffic shall be maintained in accordance with Sections 104.07C, 104.11. 812, and 922 of the Michigan Department of Transportation (MDOT) 2020 Standard Specifications for Construction, including any typicals or supplemental specifications and as specified herein.

The Contractor shall coordinate their operations with other Contractors, City of Owosso forces, and private utilities within the CIA to eliminate conflicts in traffic control. No additional payment will be made to the Contractor for the joint use of traffic control items.

The Contractor shall notify the Engineer, City of Owosso (989-725-0550), Shiawassee County Central Dispatch (989-743-9111), and Local Fire Department(s) (989-725-0580) that service the area a minimum of three full working days prior to the implementation of any detours or road closures.

**c. Construction Influence Area (CIA).** The Construction Influence Area shall include the street right-of-way and extend a distance of 1 mile north and south or east and west from the project limits and include the right-of-way of all intersecting streets within the project limits for a distance of 1,000 feet laterally from the street centerline.

The CIA shall also include the rights-of-way of any designed detour routes within the limits of the construction and detour signing.

**d. Traffic Restrictions.** The streets shall be closed to traffic as shown on the plans. Residents shall be allowed to access their homes at all times. When one lane in each direction cannot be maintained, at least one lane of traffic shall be maintained by using traffic regulators during day light hours and one lane of traffic in each direction shall be available at night.

The Contractor shall use the City of Owosso Truck Route System.

Reasonable access to intersecting roads/streets and residential/commercial drives shall be maintained at all times. The Contractor may temporarily close alternate drives if a business or residence has multiple drives on the same roadway, except for drives that operate directionally (i.e. one way drives).

The Contractor shall notify the Engineer a minimum of one week prior to changing traffic patterns on any street.

All traffic regulators assigned to traffic control must receive all necessary instruction and training prior to starting operations.

The Contractor shall work between the hours of 7:00 a.m. and 7:00 p.m., Monday through Saturday. No work is allowed outside these time periods. The Contractor must provide 24-hour notice for Saturday work. The Contractor shall coordinate work so that any necessary preliminary or closing operations are also done within these time periods.

No work shall be allowed during the Fourth of July or Labor Day holiday periods. The Fourth of July holiday period shall begin on Friday July 3, 2026 at 3:00 p.m. and continue until Monday, July 6, 2026 at the normal starting time. The Labor Day holiday period shall begin on Friday, September 4, 2026 at 3:00 p.m. and continue until Tuesday, September 8, 2026 at the normal starting time.

The Contractor shall place maintenance gravel the same workday that the pavement is removed in all locations of the project to maintain access to adjacent properties. Any damage occurring to the subgrade from exposure to the elements will be undercut and replaced in accordance with Subgrade Undercutting, Type II, at the Contractor's expense.

The Contractor shall place aggregate base the same workday that the earth is excavated in all locations of the project. Any damage occurring to the subgrade from exposure to the elements will be undercut and replaced in accordance with Subgrade Undercutting, Type II, at the Contractor's expense.

Rubbish collection is done by private contractors between the hours of 7:00 a.m. and 7:00 p.m. according to the following schedule: All residential customers north of Main Street are serviced on Thursdays. All residential customers south of Main Street are serviced on Tuesdays. Rubbish collected at commercial properties is collected any time/date. The Contractor shall schedule work to allow and provide for rubbish collectors to provide their service to residential and commercial properties. If the rubbish collectors are unable to collect materials due to construction operations, then the Contractor shall coordinate with the rubbish collectors the moving of containers to the collection site and returning same containers to the property owners.

Current mail delivery is via doorstep and mailbox. The Contractor shall conduct work so that the mail person may walk and drive unimpeded around construction work to make their delivery.

**e. Traffic Control Devices.** All signs, barricades, warning lights, and other traffic control devices shall be in accordance with the 2011 Edition of the Michigan Manual on Uniform Traffic Control Devices (MMUTCD) and conform to MDOT Special Detail WZD-125-E.

All diamond shaped warning signs shall be 48" x 48". All temporary signs shall be mounted at a minimum seven-foot bottom height. All temporary signs used for detour, except those at Type III Barricades, shall be installed on driven posts.

Temporary signs that are to remain in place for fourteen (14) days or more shall be installed on driven posts as directed by the Engineer. All other temporary signs (excluding detour signs) may be installed on portable supports.

Ground driven sign supports for temporary signs shall be installed in accordance with MDOT Special Detail WZD-100-A.

Advance work zone signing is revised to include R5-18c (Work Zone Begins) signs. Install signs at locations shown in the plans or as directed by the Engineer.

For construction signing, layout as shown on MDOT typicals minimum Merging Taper Length "L", distances between Traffic Control Devices "D", and length of Longitudinal Buffer Length "B" shall be in accordance with MDOT Maintaining Traffic Typical 101-GEN-SPACING-CHARTS

If required, for a single daytime closure, local traffic shall be maintained utilizing traffic regulators (flaggers). Signing and traffic control devices shall be placed in accordance with the MDOT Maintaining Traffic Typical 110-TR-NFW-TL, or as directed by the Engineer.

During paving operations, traffic regulators (flaggers) shall be utilized, and intermediate traffic regulators (flaggers) shall be established at intersecting roads, streets, and at other traffic generators as directed by the Engineer.

W20-1 "Road Work Ahead" signs shall be placed on all intersecting roads at a minimum distance shown on the plans, or as directed by the Engineer.

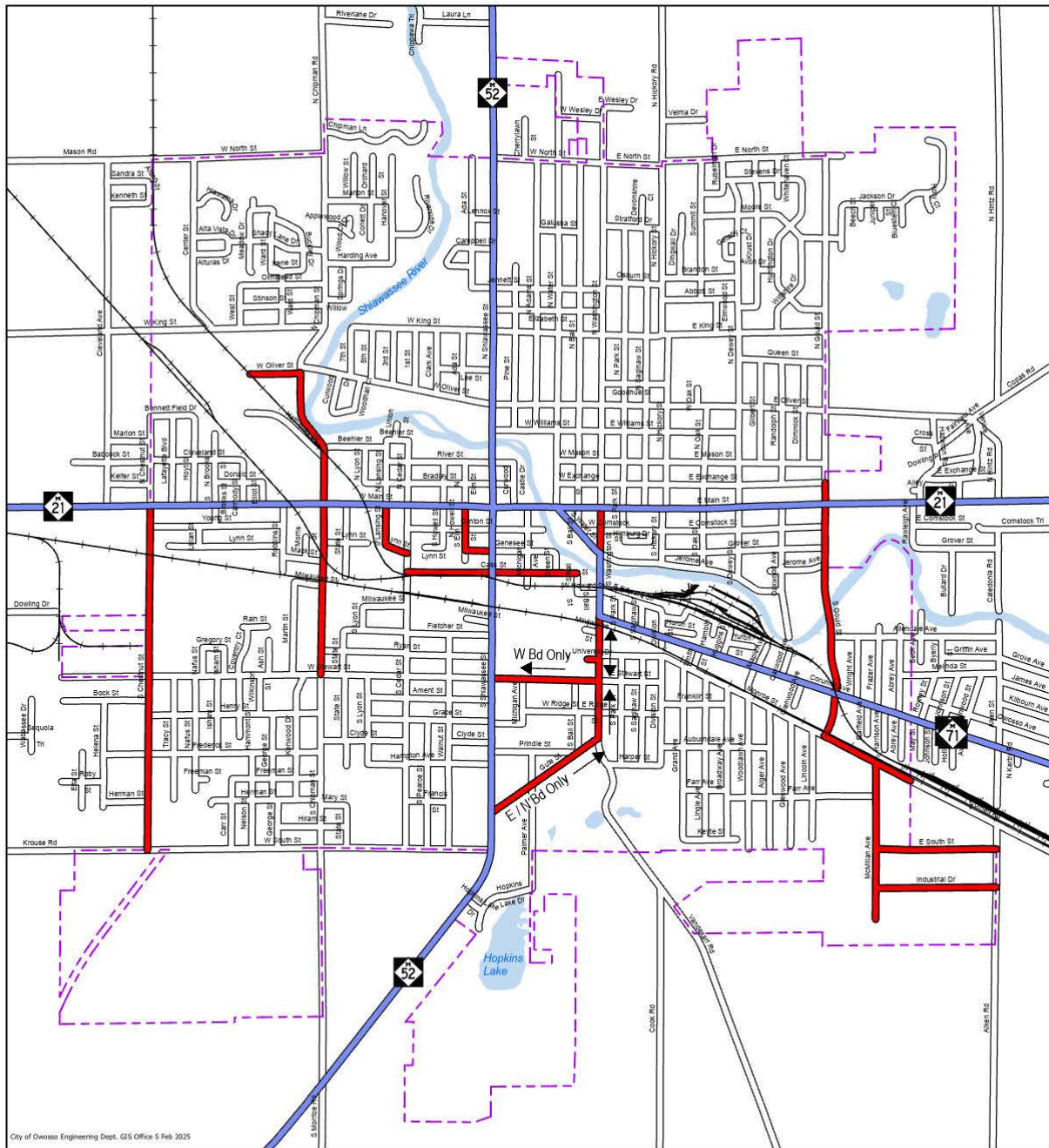
Signs placed at Type III barricades shall be placed above and behind the barricade on their own supports.

A quantity of plastic drums with fluorescent sheeting has been established for lane closures and to be used adjacent to work areas.

**f. Measurement and Payment.** The Maintaining Traffic Pay Items will be paid for at the Contract Unit Price in accordance with MDOT 2020 Standard Specifications for Construction, with the exception by other Special Provisions, which shall be payment in full for all labor, material, and equipment needed to accomplish this work.

Payment for temporary signs will be made based on the maximum square feet of dissimilar sign legends in use at any one time during the project.

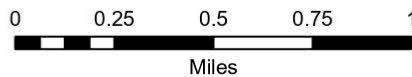
Payment for barricades, lighted arrows, and plastic drums will be made based on the maximum number in use at any one time during the project.



City of Owosso Engineering Dept. GIS Office 5 Feb 2025

# Truck Route Map

- Designated Truck Routes
- State Highway
- Other Streets & Roads
- + Railroads
- - - City Limit



## City of Owosso, Michigan



Pursuant to Traffic Control Order Effective 22 February, 2005

**DISTANCE BETWEEN TRAFFIC SIGNS, "D"**

"D" DISTANCES	POSTED SPEED LIMIT, MPH (PRIOR TO WORK AREA)										
	25	30	35	40	45	50	55	60	65	70	75
D (FEET)	250	300	350	400	450	500	550	600	650	700	750

**GUIDELINES FOR LENGTH OF LONGITUDINAL BUFFER SPACE, "B"**

"B" LENGTHS	SPEED*, MPH (PRIOR TO WORK AREA)											
	20	25	30	35	40	45	50	55	60	65	70	75
B (FEET)	33	50	83	132	181	230	279	329	411	476	542	625

\* POSTED SPEED, OFF-PEAK 85TH PERCENTILE SPEED PRIOR TO WORK STARTING, OR THE ANTICIPATED OPERATING SPEED.

**MINIMUM MERGING TAPER LENGTH, "L" (FEET)**

OFFSET (FEET)	POSTED SPEED LIMIT, MPH (PRIOR TO WORK AREA)										
	25	30	35	40	45	50	55	60	65	70	75
1	11	15	21	27	45	50	55	60	65	70	75
2	21	30	41	54	90	100	110	120	130	140	150
3	32	45	62	80	135	150	165	180	195	210	225
4	42	60	82	107	180	200	220	240	260	280	300
5	53	75	103	134	225	250	275	300	325	350	375
6	63	90	123	160	270	300	330	360	390	420	450
7	73	105	143	187	315	350	385	420	455	490	525
8	84	120	164	214	360	400	440	480	520	560	600
9	94	135	184	240	405	450	495	540	585	630	675
10	105	150	205	267	450	500	550	600	650	700	750
11	115	165	225	294	495	550	605	660	715	770	825
12	125	180	245	320	540	600	660	720	780	840	900
13	136	195	266	347	585	650	715	780	845	910	975
14	146	210	286	374	630	700	770	840	910	980	1050
15	157	225	307	400	675	750	825	900	975	1050	1125

NOT TO SCALE

	NOT TO SCALE	MAINTAINING TRAFFIC TYPICAL	<b>"B", "D" AND "L" TABLES</b> <b>CHANNELIZING DEVICE SPACING,</b> <b>SIGN BORDER KEY, AND ROLL-AHEAD SPACING</b>	DATE: MAY 2021
		NO: 101-GEN-SPACING-CHARTS		SHEET: 1 OF 3

THE FORMULAS FOR THE MINIMUM LENGTH OF A MERGING TAPER IN DERIVING THE "L" VALUES SHOWN IN THE ABOVE TABLES ARE AS FOLLOWS:

"L" =  $\frac{W \times S^2}{60}$  WHERE POSTED SPEED PRIOR TO THE WORK AREA IS 40 MPH OR LESS

"L" = W X S WHERE POSTED SPEED PRIOR TO THE WORK AREA IS 45 MPH OR GREATER

L = MINIMUM LENGTH OF MERGING TAPER  
 S = POSTED SPEED LIMIT IN MPH PRIOR TO WORK AREA  
 W = WIDTH OF OFFSET

TYPES OF TAPERS

**UPSTREAM TAPERS**

- MERGING TAPER
- SHIFTING TAPER
- SHOULDER TAPER
- 2 TO 1 LANE ROAD TAPER

TAPER LENGTH

- L - MINIMUM
- 1/2 L - MINIMUM
- 1/3 L - MINIMUM
- 100' - MAXIMUM

**DOWNSTREAM TAPERS**  
 (USE IS RECOMMENDED)


100' (PER LANE)

**MAXIMUM SPACING FOR CHANNELIZING DEVICES**

WORK ZONE SPEED LIMIT	DRUM AND 42" DEVICE SPACING (FT)		NIGHTTIME 42" DEVICE SPACING (FT)	
	TAPER	TANGENT	TAPER	TANGENT
< 45 MPH	1 x SPEED LIMIT	2 x SPEED LIMIT	25 FEET	50 FEET
≥ 45 MPH	50 FEET	100 FEET	25 FEET	50 FEET

**SIGN OUTLINE KEY**

DASHED OUTLINES INDICATE A SIGN THAT EXISTS ON SITE, AND NEEDS TO BE COVERED.



SOLID OUTLINES INDICATE A SIGN THAT IS TO BE PLACED ON THE PROJECT



NOT TO SCALE

	NOT TO SCALE	MAINTAINING TRAFFIC TYPICAL	<b>"B", "D" AND "L" TABLES</b> <b>CHANNELIZING DEVICE SPACING</b> <b>SIGN BORDER KEY AND ROLL-AHEAD SPACING</b>	DATE: MAY 2021
		NO: 101-GEN-SPACING-CHARTS		SHEET: 2 OF 3

GUIDELINES FOR ROLL-AHEAD DISTANCES FOR TMA VEHICLES – TEST LEVEL 2

WEIGHT OF TMA VEHICLE	PREVAILING SPEED (POSTED SPEED PRIOR TO WORK ZONE)	ROLL-AHEAD DISTANCE* (DISTANCE FROM FRONT OF TMA VEHICLE TO WORK AREA)
5.5 TONS (STATIONARY)	40 MPH OR LESS	25 FT

\* ROLL-AHEAD DISTANCES ARE CALCULATED USING A 4,410 POUND IMPACT VEHICLE WEIGHT.

GUIDELINES FOR ROLL-AHEAD DISTANCES FOR TMA VEHICLES – TEST LEVEL 3

WEIGHT OF TMA VEHICLE	PREVAILING SPEED (POSTED SPEED PRIOR TO WORK ZONE)	ROLL-AHEAD DISTANCE* (DISTANCE FROM FRONT OF TMA VEHICLE TO WORK AREA)
5 TONS (MOBILE)	45 MPH	100 FT
	50-55 MPH	150 FT
	60-75 MPH	175 FT
12 TONS (STATIONARY)	45 MPH	25 FT
	50-55 MPH	25 FT
	60-75 MPH	50 FT

\* ROLL-AHEAD DISTANCES ARE CALCULATED USING A 10,000 POUND IMPACT VEHICLE WEIGHT.



NOT TO SCALE

MAINTAINING TRAFFIC TYPICAL








NO: 101-GEN-SPACING-CHARTS

"B", "D" AND "L" TABLES  
CHANNELIZING DEVICE SPACING  
SIGN BORDER KEY AND ROLL AHEAD SPACING

DATE: MAY 2021  
SHEET:

3 OF 3

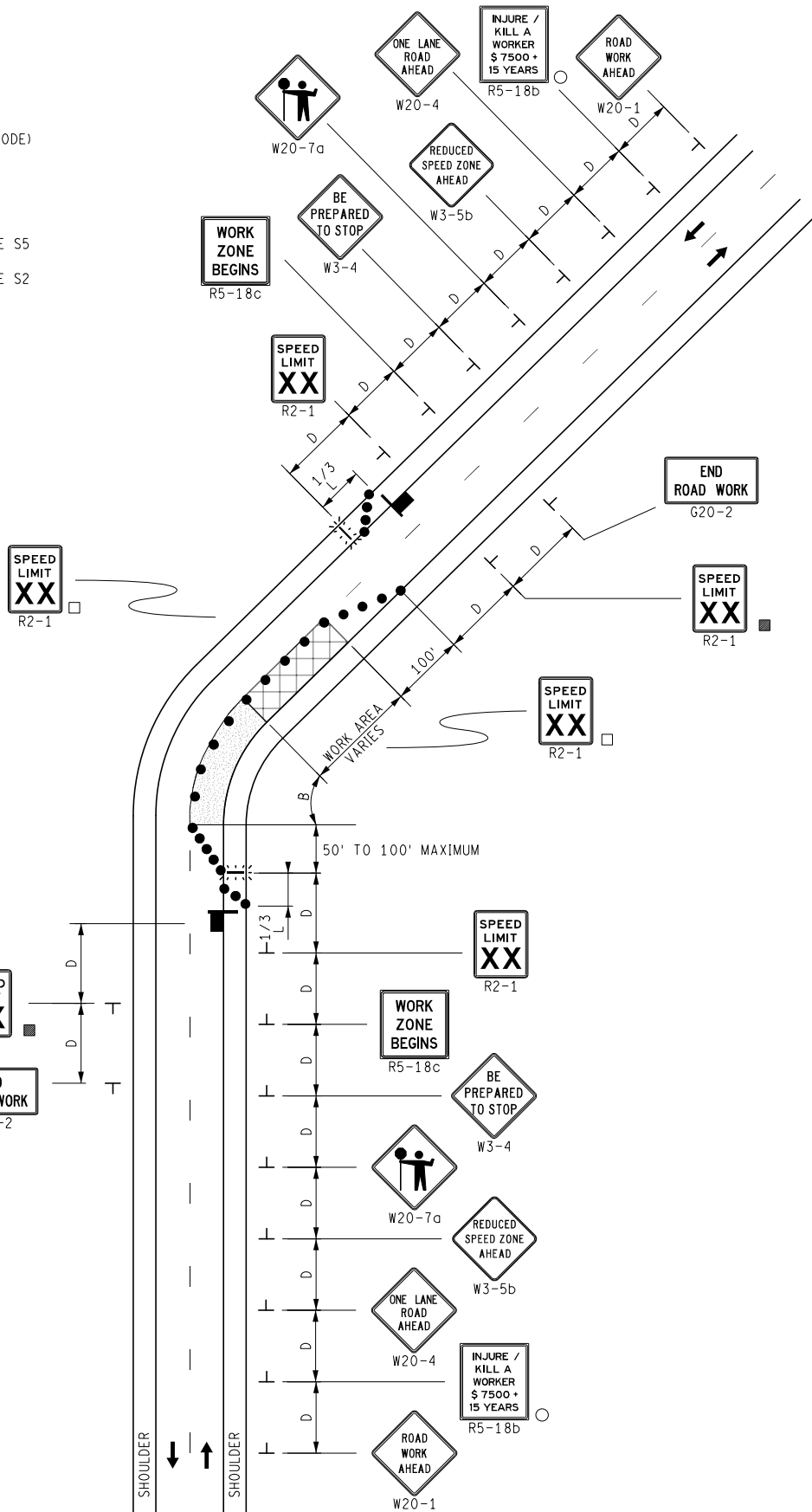
# KEY

-  TRAFFIC REGULATOR
-  CHANNELIZING DEVICES
-  LIGHTED ARROW PANEL (CAUTION MODE)
-  TRAFFIC FLOW
-  REFLECTS EXISTING SPEED LIMIT
-  PLACE SIGN AS INDICATED IN NOTE S5
-  PLACE SIGN AS INDICATED IN NOTE S2

## STANDARD NOTES

(SEE GEN-NOTES)

GENERAL: G1, G2, G3, G4  
 SIGNING: S1, S2, S3, S4, S5  
 TRAF REG: TR1, TR2  
 DEVICES: TCD1, TCD2, TCD6



	NOT TO SCALE	MAINTAINING TRAFFIC TYPICAL	<b>LANE CLOSURE</b> UTILIZING TRAFFIC REGULATORS ON A 2-LANE UNDIVIDED ROADWAY	DATE: MAY 2021
		NO: <b>110-TR-NFW-2L</b>		SHEET: 1 OF 1

CITY OF OWOSSO  
SPECIAL PROVISION  
FOR  
**AGGREGATE BASE, \_ INCH, MODIFIED**

City of Owosso/CW

1 of 1

May, 2022

**a. Description.** This work shall consist of placing and compacting an aggregate base course on a prepared subbase.

**b. Materials.** The material shall meet the gradation requirements of the Michigan Department of Transportation (MDOT) Standard Specifications for Construction, Section 902, for Dense-Graded Aggregate, 21AA, except all material shall be 100% crushed limestone.

**c. Construction Methods.** The material shall be placed and compacted in accordance with the MDOT 2020 Standard Specifications for Construction, Section 302.03.

**d. Measurement and Payment.** The completed work, Aggregate Base, \_ inch, Modified including all materials, labor, and equipment, as measured will be paid for at the Contract Unit Price for the following Pay Item.

<b>Pay Item</b>	<b>Pay Unit</b>
Aggregate Base, _ inch, Modified .....	Square Yard

Aggregate Base, \_ inch, Modified will be measured in place by the square yard.

The maximum pay width will be as shown on the plans.

CITY OF OWOSSO  
SPECIAL PROVISION  
FOR  
**ABANDONED GAS MAIN, CONFLICT**

City of Owosso/CW

1 OF 1

January, 2022

The work of Abandoned Gas Main, Conflict shall be performed in accordance with Sections 402 and 1005 of the MDOT Standard Specifications for Construction.

**a. Description.** The work of Abandoned Gas Main, Conflict consists of removing abandoned gas main, of various size and material, that directly conflicts with proposed storm sewer or water main installation and bulk heading the two exposed ends, as shown on the plans or as directed by the Engineer. The Engineer will determine whether a conflict exists and advise the Contractor in advance of any work.

**b. Materials.** The materials for bulk heading shall include mortar, geotextile wrap, and tape for attachment. Mortar mix shall be Type H-1 non-shrinking mortar and grout mixture.

**c. Construction.** The Contractor shall expose the existing pipe crossing in advance of proposed construction and confirm with the utility that the pipe is abandoned. The Contractor shall inform the Engineer of the conflict in advance of any work. After agreement is reached, then the Contractor shall remove that portion of conflicting abandoned pipe across the trench influence area and seal each exposed remaining ends with bulk heads. The bulk heads shall be constructed such that prepared mortar mix shall be extended at least one foot into the pipe, then wrapped with geotextile material same as used for the road, and secured in place with tape.

**d. Measurement and Payment.** The completed as measured for Abandoned Gas Main, Conflict will be paid for at the Contract Unit Price for the following Pay Item:

<b>Pay Item</b>	<b>Pay Unit</b>
Abandoned Gas Main, Conflict.....	Each

Abandoned Gas Main, Conflict will be measured in place by the unit Each; and will be paid for at the contract unit price per Each.

CITY OF OWOSSO  
SPECIAL PROVISION  
FOR  
**SANITARY SERVICE, CONFLICT**

City of Owosso/CW

1 OF 1

October 2023

**a. Description.** The work of Sanitary Service, Conflict consists of relocating existing sanitary service connections that conflict with proposed storm sewer or water main installation as shown on the plans or as directed by the Engineer. The work must be coordinated with City of Owosso DPW officials.

**b. Materials.** The materials for relocating existing sanitary sewer service connections shall consist of new material meeting the requirements of the City of Owosso. City DPW officials will review with the Contractor the type of material found, then determine suitable new material and adaptors required to reconnect the sanitary service. Materials for sewer pipe shall meet or exceed ASTM D-3034 SDR-26 or ASTM D-2241 SDR-26 specifications for PVC integral gasket sewer pipe, depending on the pipe diameter. FERNCO couplers shall be Strong Back RC 6000 Series Couplings.

**c. Construction.** The City of Owosso will be responsible for temporarily shutting off the wastewater system. The Contractor shall cooperate with City of Owosso DPW officials in establishing service relocation, material selection, and work method in order to reroute the sanitary service above or below the proposed storm sewer or water main. New SDR-26 PVC pipe and FERNCO couplings shall be used to relocate the sanitary service. The entire crossing area shall be filled with 6A compacted crushed stone, from bottom of pipe to one foot above top of pipe. A geotextile separator shall be laid on top the stone backfill. Granular Material, Class II shall be placed and compacted from the geotextile separator to plan grade.

**d. Measurement and Payment.** The completed as measured for Sanitary Service, Conflict will be paid for at the Contract Unit Price for the following Pay Item:

<b>Pay Item</b>	<b>Pay Unit</b>
Sanitary Service, Conflict.....	Each

Sanitary Service, Conflict will be measured in place by the unit Each; and will be paid for at the contract unit price per Each.

**CITY OF OWOSSO  
SPECIAL  
PROVISION FOR  
SEWER SDR-26**

**City of Owosso/RC**

**1 of 1**

**Dec, 2018**

**a. Description.** The work of Sewer, SDR-26, \_ inch, Tr Det \_, Modified, shall consist of excavation, furnishing and placing plastic sewer pipe, and trench backfill, in accordance with section 402 of the Michigan Department of Transportation (MDOT) Standard Specifications for Construction, Michigan Department of Transportation Standard Plan R-83 series and the details within the construction plans, except as modified herein.

**b. Materials.** Materials for sewer pipe shall meet or exceed ASTM D-3034 SDR-26 or ASTM D-2241 SDR-26 specifications for PVC integral gasket sewer pipe, depending on pipe diameter. Material for backfill shall be in accordance with the details within the standard plan R-83 series. FERNCO couplers shall be Strong Back RC 6000 Series Couplings.

**c. Construction.** The extensions/connections to existing culverts/sewers on this project will require a FERNCO coupler to obtain a tight seal at the joint connecting new pipe to existing pipe. The joint between the existing and new pipes shall be constructed according to the MDOT Standard Specifications for Construction and as directed by the Engineer. Any extra work required to obtain tight joints will not be paid for separately but will be included in compensation for new pipe. Sewer trench shall meet requirements of Trench Detail B, Modified, as shown on the plans.

Sewer laterals shall be reconnected with a SDR-26 sewer wye, SDR-26 pipe, and FERNCO coupler meeting the size of the existing lateral.

**d. Measurement and Payment.** The completed work as measured for Sewer, SDR-26, \_ inch, Tr Det \_, Modified will be paid for at the contract unit price for the following contract item (pay item).

<b>Contract Item (Pay Item)</b>	<b>Pay Unit</b>
Sewer, SDR-26, _ inch, Tr Det _, Modified .....	Foot

Sewer, SDR-26, \_ inch, Tr Det \_, Modified will be measured in place by length in feet and will be paid for at the contract unit price per foot which price shall be payment in full for any Fernco fittings, connecting to existing sewers and laterals, neoprene gaskets, couplers, sheeting or shoring trench walls, backfill as required.

MICHIGAN  
DEPARTMENT OF TRANSPORTATION  
SPECIAL PROVISION  
FOR  
**8' x 2' DOUBLE CELL BOX CULVERT**

MET:RDM

1 of 4

APPR:MJF:DMG:10-14-21

**a. Description.** This work consists of designing, load rating, manufacturing, and constructing precast concrete box culverts and appurtenances. Furnish and install gaskets, joint tie assemblies, post-tensioning and geotextile blanket to seal culvert joints.

Perform the work in accordance with the standard specifications and as specified herein.

**b. Materials.** Furnish materials in accordance with subsection 406.02 of the Standard Specifications for Construction and as specified herein.

1. Joint Tie Assemblies.

A. Threaded Rods. Furnish steel threaded rods in accordance with *ASTM F1554, Grade 55, Supplemental Specification S1*.

B. Washers. Furnish steel plate washers in accordance with subsection 906.04 of the Standard Specifications for Construction. Furnish steel lock washers in accordance with *ANSI B18.21.1*.

C. Nuts. Furnish steel heavy hex nuts in accordance with *ASTM A563/A563M, Grade A*.

D. Pipe. Furnish steel pipe in accordance with *ASTM A53/A53M, Grade B, Schedule 80*.

E. Sealant. Furnish a sealant in accordance with subsection 713.02 of the Standard Specifications for Construction, Sealant for Perimeter of Beam Plates.

2. Post-Tensioning.

A. Tendons. Furnish tendons in accordance with subsection 905.08 of the Standard Specifications for Construction.

B. Hardware. Furnish anchorage hardware as recommended by the post-tensioning supplier that meets the approval of the Engineer. Hardware includes, but is not limited to strand wedges, wedge plates, bearing plates and rubber gaskets.

C. Grout.

(1) Post-Tensioning. Furnish Type E-1 expansive grout in accordance with section 1005 of the Standard Specifications for Construction.

(2) Horizontal Wall Joints. Furnish Type H-1 non-shrinking grout in accordance

with section 1005 of the Standard Specifications for Construction.

D. Mortar. Furnish Type R-2 mortar in accordance with section 1005 of the Standard Specifications for Construction.

E. Seal Washers. Furnish neoprene washers in accordance with *ASTM C509* unless otherwise approved by the Engineer.

3. Inserts. Furnish concrete inserts as shown on the plans.

The basis of acceptance for the culvert, headwalls, and return walls is "Fabrication Inspection" per the MDOT *MQAP manual*.

**c. Construction.** Perform the work in accordance with subsection 406.03 of the Standard Specifications for Construction and as specified herein.

1. Certification. The manufacturing plant must possess current certification from *NPCA* or *ACPA*.

2. Design. Sections of culvert may be designed to be manufactured in upper and lower halves, to assist with transportation to the project, and joined at the project site to create a complete box. The design must account for temporary and permanent loading conditions of section halves and of the joined box section. If sections are manufactured in halves, ensure upper half vertical wall joints are staggered and not align with vertical wall joints of bottom halves when the sections are installed at the project site. Note this culvert was previously designed by Bush Concrete Products in cooperation with the City of Owosso, and was verified to be adequate for its intended use from the attached drawing. Bush Concrete Products can be contacted at (231) 733-1904.

Design the culvert in accordance with *ASTM C1786, Standard Specification for Segmental Precast Reinforced Concrete Box Sections for Culverts, Storm Drains, and Sewers Designed According to AASHTO LRFD*.

The design may incorporate horizontal transverse post-tensioning. Ensure the post-tensioning design is in accordance with the *AASHTO LRFD Bridge Design Specifications*.

Account for and furnish all attachments necessary for a complete design and to facilitate construction.

3. Working Drawings. Prepare working drawings of fabrication details in accordance with subsection 104.02 of the Standard Specifications for Construction. The working drawings must include all details for the box culvert, joint tie assemblies and post-tensioning, if utilized. The working drawings must specify the post-tensioning force if the design utilizes post-tensioning. Submit the working drawings to the Engineer for review at least 14 days prior to fabrication and manufacturing. No extension of time or additional compensation will be provided in securing the Engineer's approval.

4. Fabrication. Fabricate joint tie assemblies in accordance with Standard Plan R-84 series and section 707 of the Standard Specifications for Construction. Alternative joint tie assemblies may be approved by the Engineer. Galvanize steel components of joint tie assemblies in accordance with *ASTM A123/A123M* or *ASTM A153/A153M* as applicable.

Galvanize concrete inserts in accordance with *ASTM B633, Service Condition 4*.

5. Manufacture. Notify the Engineer at least 14 days prior to manufacturing. Provide the Department access to perform QA inspection.

Incorporate a shear key where top and bottom wall sections join.

Form holes in culvert sections to facilitate installation of joint tie assemblies unless an alternate joint tie assembly is approved by the Engineer that incorporates inserts instead of form holes.

Use a PVC conduit approved by the Engineer to form post-tensioning ducts.

Install concrete inserts as required by the design and as shown on the plans.

There must be at least 2 inches of clear cover over post-tensioning anchorages.

6. Installation. Install box culvert components in accordance with the approved working drawings. Ensure that adjacent segments line up with a maximum 1/2 inch gap. Fill the 1/2 inch maximum gap with grout. Install joint tie assemblies to a snug condition across all vertical and horizontal wall joints. The intent of the joint tie assemblies is to keep box culvert sections from separating over time. Do not tighten joint tie assemblies in an attempt to pull sections together. Install joint tie assemblies prior to backfilling operations. Fill annular space between holes in culvert and joint tie rods with sealant.

Use non-metallic or stainless steel leveling shims as necessary. After culvert sections are installed, fill voids in the horizontal shear key joint with a non-shrinking grout meeting the approval of the Engineer.

Place backfill equally on both sides of the box culvert. Use caution when placing backfill adjacent to joint tie assemblies. Repair or replace damaged joint tie assemblies, as approved by the Engineer, at no additional cost to the contract.

If not post-tensioning, construct box culvert joints in accordance with subsection 406.03.G.3 of the Standard Specifications for Construction.

If post-tensioning, satisfy the following requirements unless otherwise approved by the Engineer. Place seal washers, or other devices meeting the Engineer's approval, between culvert sections at transverse conduit holes. After setting culvert sections in their final position, clean the culverts with water and place mortar in vertical and longitudinal joints. Forming may be required to contain mortar. Use Type R-2 mortar with a slump of 5 inches and place when the air temperature rises above 40 °F. Fill spaces between culvert sections full depth. Rod the mortar into the space to form a tight, solid joint. Cure mortar for at least 48 hours. After the mortar cures, post-tension the sections transversely. Tension tendons to the force required by the design, except do not exceed the yield stress of the material. After tensioning, clean the annular space between the tendon and hole by flushing with water. Remove water with compressed air. With the grouting vent open at one end of the hole, inject Type E-1 grout under pressure to the opposite end. Continue injecting grout until material comes out through the open vents. Close open vents while maintaining grout pressure. Gradually increase pressure to at least 50 psi and hold for 15 seconds. Close the inlet valve.

Remove lifting devices from culvert sections after culverts sections are placed in their final position. Lifting devices may remain in place if they do not extend above the concrete surface. Ensure lifting devices remaining in place are fabricated from stainless steel or galvanized steel or epoxy coated steel. Fill pockets and voids, associated with lifting devices, with a non-shrink grout to the satisfaction of the Engineer.

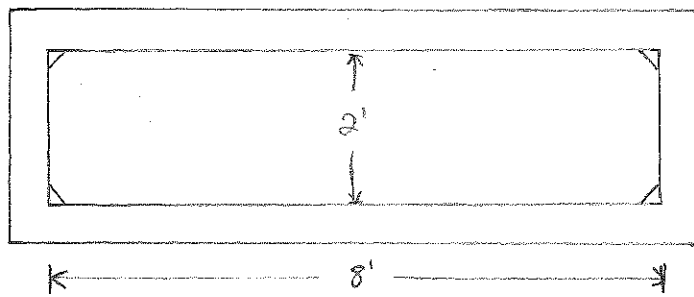
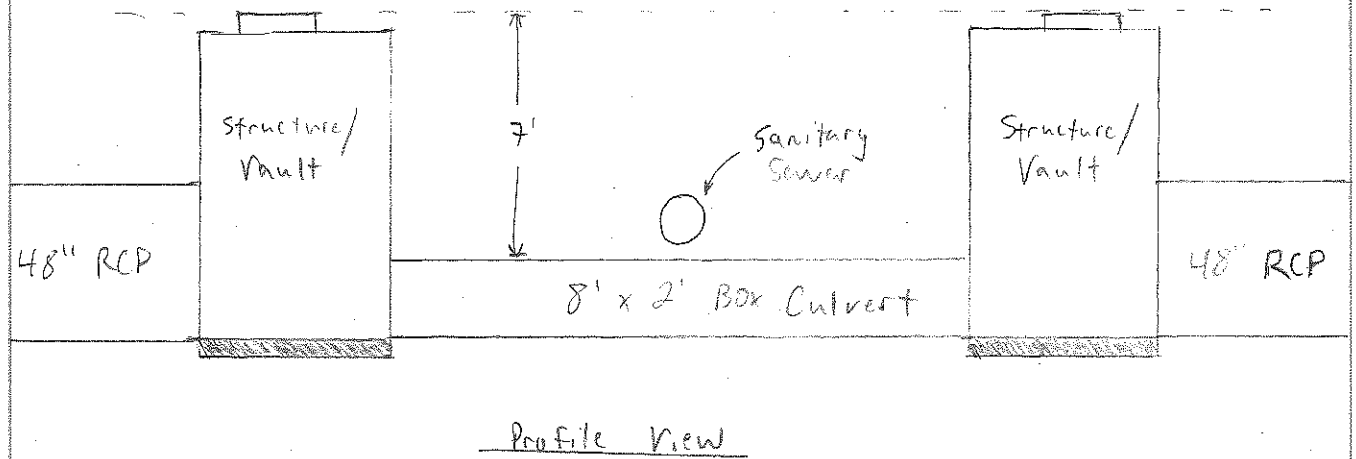
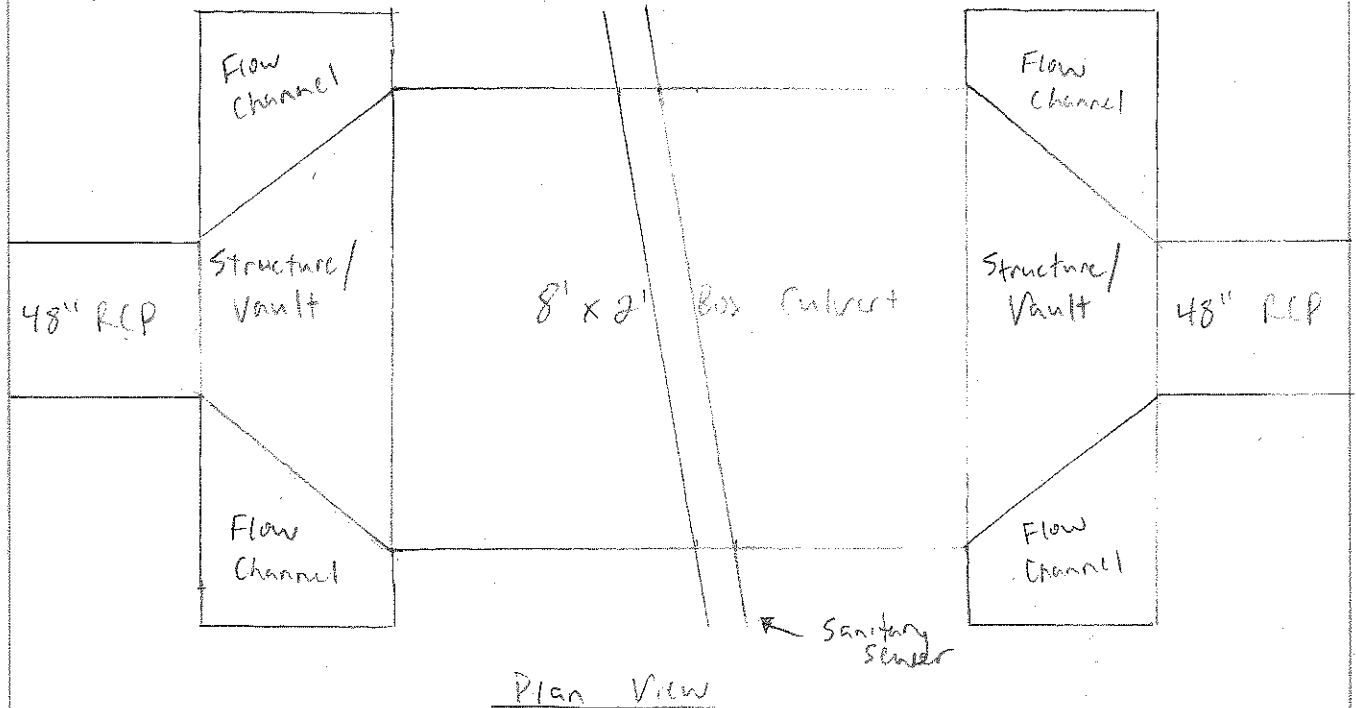
**d. Measurement and Payment.** The completed work, as described, will be measured and paid for at the contract unit price using the following pay item:

<b>Pay Item</b>	<b>Pay Unit</b>
8' x 2' Double Cell Box Culvert .....	Foot

**Culv, Precast Conc Box, (span) foot by (rise) foot, Spec** will be measured by the foot along the centerline of the structure from fascia to fascia. The unit price for **Culv, Precast Conc Box, (span) foot by (rise) foot, Spec** includes:

1. Designing, manufacturing, load rating and installing the precast elements;
2. Precast or cast-in-place headwalls, wingwalls, aprons and curtain walls;
3. Closed-cell butyl rubber extrusion type gaskets;
4. External rubber gasket with compatible primer;
5. Cold applied culvert joint sealer;
6. Geotextile blanket for box culvert joints;
7. Inserts for reinforcing bars and connection hardware;
8. Joint tie assemblies; and
9. Post-tensioning and materials associated with post-tensioning.
10. Dewatering and maintaining the stream flow during all construction stages.

Gilbert St Box Culvert



CITY OF OWOSSO  
SPECIAL PROVISION  
FOR  
**DR STRUCTURE COVER, TYPE EJ \_\_\_\_\_**

City of Owosso/CW

1 OF 1

May, 2022

**a. Description.** Dr Structure Cover, Type EJ \_\_\_\_\_, shall consist of materials and work meeting requirements of Section 403 of the MDOT Standard Specifications for Construction, and as modified herein.

**b. Materials.** All covers will be manufactured and supplied by East Jordan Iron Works. Cover types shall match with the pay item cover number.

**d. Measurement and Payment.** The completed work as measured for Dr Structure Cover, Type EJ \_\_\_\_\_ will be paid for at the Contract Unit Price for the following Pay Item:

<b>Pay Item</b>	<b>Pay Unit</b>
Dr Structure Cover, Type EJ 1040 w/ Solid Gasket Sealed Cover....	Each
DrStructure Cover, Type EJ 1040 w/ Vented Cover.....	Each
Dr Structure Cover, Type EJ 1040 w/ Type N Oval Grate.....	Each
Dr Structure Cover, Type EJ 7000.....	Each

Dr Structure Cover, Type EJ \_\_\_\_\_ will be measured in place by count of Each; and will be paid for at the contract unit price per Each.

CITY OF OWOSSO  
SPECIAL PROVISION  
FOR  
**CURB AND GUTTER, CONC, DET F4**

City of Owosso/RC/CW

1 OF 1

August, 2020

**a. Description.** This work shall consist of constructing concrete curb and gutter. Complete this work according to the standard specifications, standard detail in the plans, and this special provision.

**b. Materials.** The materials shall meet the requirements of the Michigan Department of Transportation (MDOT) Standard Specifications for Construction, Section 802, for concrete curb and gutter.

**c. Construction.** Construct concrete curb and gutter according to Section 802 of the MDOT Standard Specifications for Construction and the standard detail in the plans.

**d. Measurement and Payment.** The completed work, as described, will be measured and paid for at the contract unit price using the following Pay Item:

**Pay Item**

**Pay Unit**

Curb and Gutter, Conc, Det F4.....Foot

**Curb and Gutter, Conc, Det F4** will be measured in place by length per foot and paid for per foot.

CITY OF OWOSSO  
SPECIAL PROVISION  
FOR  
**DETECTABLE WARNING SURFACE, MODIFIED**

City of Owosso/CW

1 OF 1

January, 2022

**a. Description.** This work shall consist of constructing sidewalk ramps and detectable warning surfaces. Complete this work according to the standard specifications, Standard Plan R-28 Series and this special provision.

**b. Materials.** The materials shall meet the requirements of the Michigan Department of Transportation (MDOT) Standard Specifications for Construction, Section 803, for concrete sidewalk except detectable warning systems shall be Duralast™ as manufactured by East Jordan Group, Inc. The detectable warning systems shall be 2.5 feet in length and black asphalt dipped.

**c. Construction.** Construct sidewalk ramp according to Section 803 of the MDOT Standard Specifications for Construction and Standard Plan R-28 Series. Depth shall be 7 inches from curb to landing square.

**d. Measurement and Payment.** The completed work, as described, will be measured and paid for at the contract unit price using the following Pay Item:








**Pay Item**

**Pay Unit**

Detectable Warning Surface, Modified.....Foot

**Detectable Warning Surface, Modified** will be measured in place by length per foot along the center of the 24 inch wide detectable warning material at specified locations and paid for per foot.

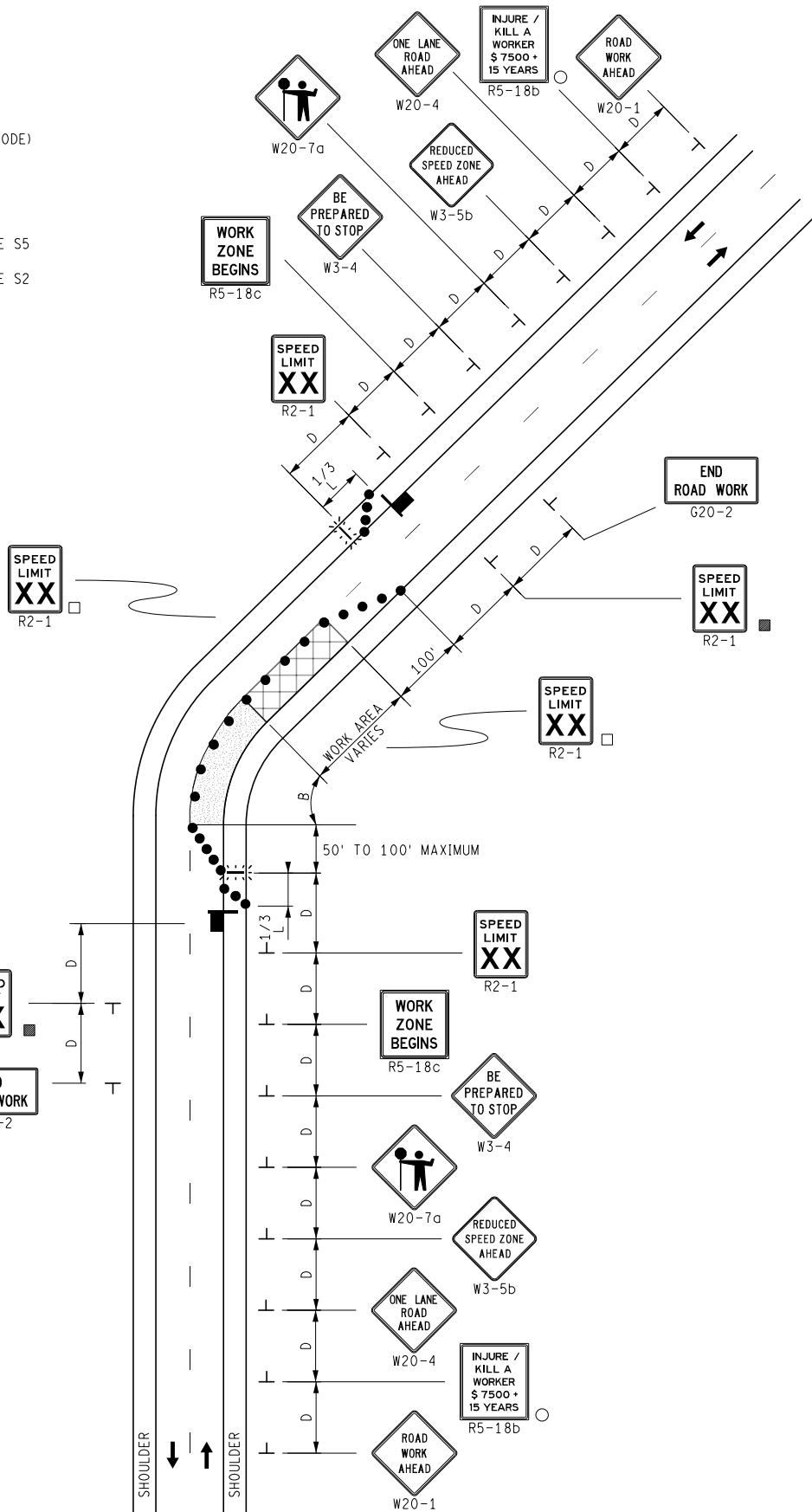
# KEY

-  TRAFFIC REGULATOR
-  CHANNELIZING DEVICES
-  LIGHTED ARROW PANEL (CAUTION MODE)
-  TRAFFIC FLOW
-  REFLECTS EXISTING SPEED LIMIT
-  PLACE SIGN AS INDICATED IN NOTE S5
-  PLACE SIGN AS INDICATED IN NOTE S2

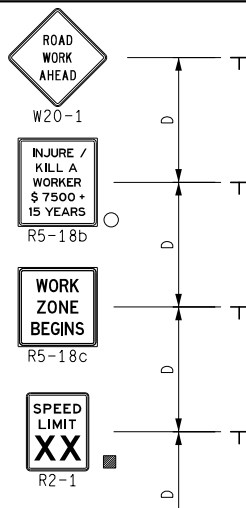
## STANDARD NOTES

(SEE GEN-NOTES)

GENERAL: G1, G2, G3, G4  
 SIGNING: S1, S2, S3, S4, S5  
 TRAF REG: TR1, TR2  
 DEVICES: TCD1, TCD2, TCD6

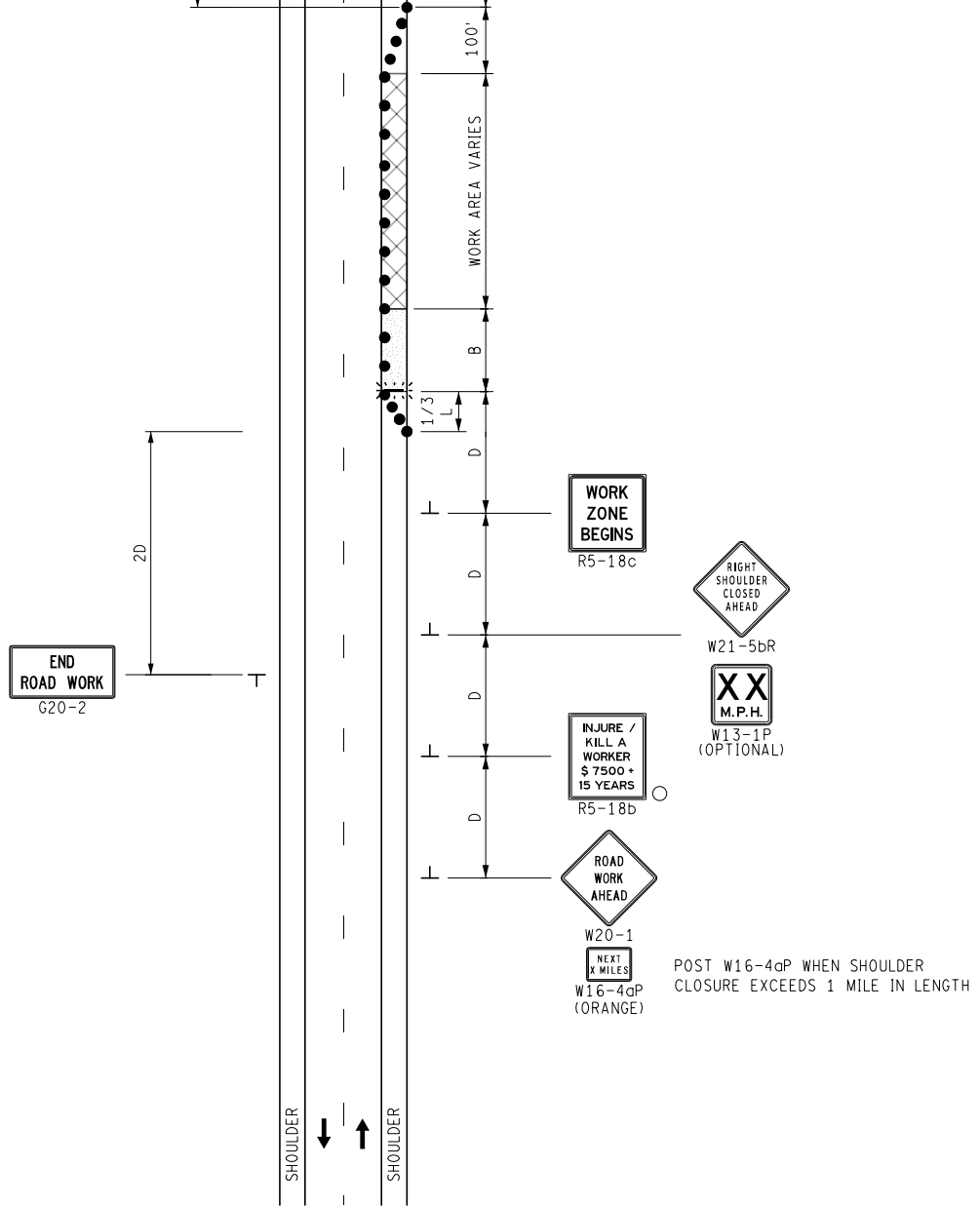


	NOT TO SCALE	MAINTAINING TRAFFIC TYPICAL	<b>LANE CLOSURE</b> UTILIZING TRAFFIC REGULATORS ON A 2-LANE UNDIVIDED ROADWAY	DATE: MAY 2021
		NO: <b>110-TR-NFW-2L</b>		SHEET: 1 OF 1



- KEY**
- CHANNELIZING DEVICES
  - ⚡ LIGHTED ARROW PANEL (CAUTION MODE)
  - ← TRAFFIC FLOW
  - REFLECTS EXISTING SPEED LIMIT
  - PLACE SIGN AS INDICATED IN NOTE S2

**STANDARD NOTES**  
 (SEE 102-GEN-NOTES)  
 GENERAL: G1, G2, G3, G4  
 SIGNING: S1, S2, S3, S5  
 DEVICES: TCD1, TCD2, TCD6, TCD7



MICHIGAN  
DEPARTMENT OF TRANSPORTATION

SPECIAL PROVISION  
FOR  
**TURF ESTABLISHMENT, PERFORMANCE**

RSD:JLB

1 of 5

APPR:DMG:KJS:05-13-20

**a. Description.** For the work specified in this special provision paid for by the pay item Turf Establishment, Performance only, delete section 816 of the Standard Specifications for Construction and replace it with this special provision. The Contractor is responsible for the performance and quality of turf growth in the areas shown on the plans and as identified by the Engineer. Comply with all local, state and federal laws when completing this work.

Establish a durable, permanent, mature, perennial turf. The work consists of fundamental turf work, including but not limited to topsoiling, seeding, mulching, erosion control, maintenance, watering and repair of turf as described herein during the life of the contract and during the life of any supplemental performance bond which may ensue.

Choose and implement proven turf establishment industry practices; provide all necessary labor and equipment; select and provide all turf establishment materials; and control erosion and any subsequent sedimentation at all times.

Perform a site analysis, interpret the results and implement a turf establishment program to ensure compliance with this specification. The site analysis must take into consideration topsoil needs, fertilizer and pH requirements, seed mix, existing and future soil moisture levels, slopes and grades, required erosion control measures, maintenance requirements, local highway snow removal and deicing practices, and any other characteristics that influence and affect turf establishment.

Subsection 107.11 of the Standard Specifications for Construction is revised relative to the Contractor's responsibility for the repair of turf establishment work as follows. The Contractor is responsible, at no additional cost to the contract, for the repair of turf establishment work occasioned by storm events up to 3 inches of rain in a 24 hour period as documented by local meteorological data submitted to the Engineer for review and approval. All other portions of subsection 107.11 remain unchanged.

1. Contractor Turf Establishment Experience Requirements. Ensure weed control is done by a commercial herbicide applicator, licensed by the State of Michigan and certified by the Michigan Department of Agriculture & Rural Development (MDARD) in the appropriate category to apply herbicides. Use application procedures and materials in accordance with federal, state and local regulations. Use of restricted use chemicals is prohibited. Provide appropriate documentation and secure approval from the Engineer before application of herbicides.

At least 10 work days prior to the start of turf establishment, provide documentation to the Engineer, from the Contractor performing the turf establishment work, that they meet one or both of the following requirements.

A. At least one person employed by the Contractor performing the turf establishment work and assigned to the job site has a degree or certificate in Turf Management, Horticulture or related field.

B. At least one person employed by the Contractor performing the turf establishment work and assigned to the job site has at least 5 years of experience in roadside turf establishment.

**b. Materials.** Provide topsoil, seed, mulch, pesticide, herbicide, mulch blanket and any other unique erosion control materials as necessary to fulfill this specification, as shown on the plans. Use additional materials, as necessary, to meet the standards set forth for turf establishment in this special provision. The use of sod on the project requires the prior approval of the Engineer and if approved, may be used at limited site locations only.

Selection of all materials is the responsibility of the Contractor with the following minimum conditions.

1. Soil. Provide furnished or salvaged topsoil, which may be blended compost, that will support vigorous growth. Ensure topsoil is humus bearing and placed at least 4 inches deep. Ensure it is free of stones larger than 1/2 inch (2 inches on freeway projects) in diameter and other debris. Trim and grade the finished slope in accordance with subsection 205.03.N of the Standard Specifications for Construction.

2. Seed. Use a seeding mixture that is composed of four or more species of perennial grass. Use only species and their cultivars or varieties which are guaranteed hardy for Michigan.

Recommended species of perennial grasses include Kentucky Bluegrass, Perennial Ryegrass, Hard Fescue, Creeping Red Fescue, Chewings Fescue, Turf-type Tall Fescue, Buffalo grass, and Alkaligrass-Fulfs Puccinellia distans. Select cultivars or varieties of grasses that are disease and insect resistant and of good color. Ensure that no one species in the mix is less than 5 percent, or more than 25 percent, of the mixture by weight. Do not select grass species considered noxious or objectionable, such as Quack Grass, Smooth Brome, Orchard Grass, Reed Canary Grass and others.

A. Ensure the seed is legally saleable in Michigan. Ensure the seed product does not contain more than 10 percent inert materials. Ensure the seed source is an MDOT approved certified vender.

B. Adapt the species and varieties of seed to the site conditions, to the site use, and to the soils, moisture and local climate. Site use may include, but is not limited to, detention pond, wildlife habitat, playground, wetlands, forested wetland, rural roadside, urban roadside and highly maintained front yard.

C. Ensure at least two of the species in the mixture proposed to be planted within 15 feet behind the curb or the shoulder are salt tolerant.

3. Mulch. Mulch seeded areas with the appropriate materials for the site conditions to promote germination and growth of seed and to mitigate soil erosion and sedimentation.

4. Herbicides. Comply with all federal, state and local laws. As part of the MDARD weed

control application, the Contractor is required to make proper notifications and postings in accordance with the label and MDARD requirements for all locations that will be sprayed. Notify the Engineer at least 48 hours prior to any applications being made. Furnish and apply herbicide(s) as needed. It is the Contractor's responsibility to select the herbicide(s) and the rate at which it is used. Obtain the Engineer's approval of work methods and herbicide(s) selected prior to the application of the herbicide(s). Complete a spray log and submit to the Engineer each day an application is made.

Do not draw water from any waterway (i.e. river, ditch, creek, lake etc.) located on state, county or municipal right-of-way, for mixing with herbicides.

5. Fertilizers. Furnish and apply fertilizer(s) as needed. It is the Contractor's responsibility to select the fertilizer(s) and the rate at which it is used. Phosphorus is allowed for use only at the time of planting and when required by soil conditions. Obtain the Engineer's approval of work methods and fertilizer(s) prior to the application of the fertilizer(s).

6. Water. Furnish and apply water from an approved source at a rate to promote healthy growth.

**c. Construction.** The Contractor is responsible for all work and all construction methods used in completing this work. Implementation of any part of the standard specifications or standard plans by the Contractor does not relieve the Contractor of responsibility for acceptability of the construction methods or for the quality of the work.

1. Inspection of the Work. The Contractor is responsible for all inspection of turf establishment work.

Use a Contractor's Daily Report, approved by the Engineer, to report inspections made and to document turf establishment work performed on this project. Complete and submit a Contractor's Daily Report to the Engineer when any work performed under this special provision is in progress.

Include all necessary materials documentation including tests slips, certifications, etc. with the associated Contractor's Daily Report.

The Engineer will determine the acceptability of the Contractor's Daily Report in terms of the completeness and accuracy. The Engineer reserves the right to verify all submitted measurements and computations. Failure by the Contractor to submit acceptable and timely reports to the Engineer may result in withholding of progress pay estimates on turf-related items until such time as reports are submitted and deemed acceptable.

The Engineer reserves the right to inspect the project for any reason in accordance with subsection 104.01 of the Standard Specifications for Construction, including the fulfillment of other inspection requirements such as Soil Erosion and Sedimentation Control, NPDES, etc. Inspections made by the Engineer do not relieve the Contractor of the responsibility for inspections required by this special provision or the Contractor's responsibilities for erosion control and turf establishment.

2. Erosion Control. Control erosion at all times in accordance with section 208 of the Standard Specifications for Construction. Control of soil erosion is the responsibility of the Contractor. However, ensure sedimentation controls are placed as shown on the plans or as

directed by the Engineer. Continuously monitor the site for needed erosion repair from any cause as addressed in the contract. Return all eroded areas to original grade as detailed in the contract.

Take immediate corrective action if sedimentation occurs in drainage structures or any watercourse or water containment area and stabilize all disturbed areas contributing to this sedimentation within 24 hours after the erosion occurrence. Remove sediment deposited as a result of the Contractor's inability to control the soil erosion at the Contractor's expense.

Reimburse the Department for any costs levied against the Department, such as fines, environmental costs, costs for remedies required, or any other costs as a result of the Contractor's failure to comply with this special provision and with federal, state and local laws.

3. Erosion Repair. The Contractor is responsible for all repairs and liable for all consequences (legal, monetary or other) associated with erosion or sedimentation damage to finished or unfinished work.

Report all erosion occurrences and the repairs made by the Contractor to the Engineer in the format and at the frequency required by the Engineer. Repair any erosion, displacement or disturbance to ongoing or completed work by any cause at no additional cost to the contract unless otherwise noted herein.

The Contractor is responsible and liable for all traffic control and safety measures required to repair and protect damaged turf areas. Repair any eroded area that may affect the support of the roadbed or safety of the public within 24 hours of the erosion occurrence.

Place protective devices such as barriers, directional signs/signals, temporary fence, or any other safety measures immediately after any erosion damage occurs that has the potential of endangering the public. In these instances, provide the Engineer with a written summary of the immediate action taken describing the repairs made and the safety measures taken, within 24 hours of the occurrence of the damage.

4. Mowing and Weeding. Maintain turf to a visually appealing level, and not more than 8 inches in height at any time, prior to acceptance. Weeds must be controlled to less than 10 percent of the turf establishment area at all times during construction.

5. Final Acceptance and Supplemental Performance Bond.

A. Final Acceptance Parameters. Ensure before final acceptance of the turf establishment work, all of the following minimum parameters are met throughout all exposed areas of the project designated on the plans or identified by the Engineer as turf establishment areas: there must be no exposed bare soil and the turf must be fully germinated, erosion free, weeds less than 10 percent, disease free, dark green in color and in a vigorous growing condition.

The Engineer will notify the Contractor of the dates and times of all acceptance inspections. The Contractor may accompany the Engineer during these inspections. If the Contractor does not agree with the decision made by the Engineer, the Contractor may request an inspection by a mutually agreed upon third party (Michigan State University Extension service or other). A joint inspection, to include the Engineer, the Contractor, and the third party, will be scheduled by the Engineer. Pay all expert fees and expenses charged by the third party.

B. Supplemental Performance Bond. In the event that all contract items of work are completed, including the placement of all turf establishment items of work, and the final acceptance of the project is delayed because the final acceptance parameters for the turf establishment work have not been fully met; the Contractor may propose to the Engineer the use of a supplemental performance bond.

The bond serves to secure the successful completion of turf establishment work and fulfillment of all final acceptance parameters for the turf establishment work. Ensure the supplemental performance bond, in all respects, is satisfactory and acceptable to the Department and executed by a surety company authorized to do business with the State of Michigan.

Ensure the bond is in an amount equal to 50 percent of the turf establishment work items covered by this special provision. Ensure the bond remains in place for two growing seasons. At the discretion of the Engineer, the bond may be reduced on a prorated basis as portions of the areas designated for turf establishment on the project meet the final acceptance parameters.

Prior to commencement of any work necessary to meet the acceptance parameters during the bonded period, the Contractor must apply for a permit to work within the right-of-way through the [MDOT Permit Gateway](#). The permit fee and an individual permit performance bond will not be required. The permit insurance requirements, however, will be required.

**d. Measurement and Payment.** The completed work, as described, will be measured and paid for at the contract unit price using the following pay item:

<b>Pay Item</b>	<b>Pay Unit</b>
Turf Establishment, Performance .....	Square Yard

**Turf Establishment, Performance** includes installing, maintaining, inspecting, repairing and meeting the acceptance parameters for turf establishment specified in this special provision, including preparation, updating and submittal of the Contractor's Daily Reports.

Repairs made to damaged turf establishment areas as a result of a documented storm by local meteorological data resulting in rainfall amounts of more than 3 inches in a 24 hour period will be paid for as an increase to original quantities in accordance with subsection 109.05 of the Standard Specifications for Construction.

The following schedule of payment applies to work performed in accordance with this special provision. Upon completion of topsoil surfacing stage, 50 percent of the authorized amount for **Turf Establishment, Performance** will be paid to the Contractor. The remaining 50 percent of the authorized amount will be paid upon completion of all other work necessary to comply with this special provision and to meet all final acceptance parameters for **Turf Establishment, Performance** or at such time as the supplemental performance bond is accepted by the Department.

The supplemental performance bond and all costs associated with turf establishment work performed during the duration of the performance bond will not be paid for separately. These costs which may include, but are not limited to, mobilization, traffic control devices, and the required permit insurance are included in the unit price bid for Turf Establishment, Performance.

**CITY OF OWOSSO**  
**SPECIAL PROVISION**  
**FOR**  
**WATER MAIN INSTALLATION**

Page 1 of 15

5/18/2022

**DESCRIPTION**

This work shall consist of installing water main and appurtenances in accordance with the plans, this special provision, AWWA, EGLE, and the MDOT 2020 Standard Plans and Specifications. This shall include all labor, equipment, and materials to complete the work.

For the protection of underground utilities and in conformance with Public Act 174 of 2013, the Contractor shall contract the Miss Dig system, Inc. by phone at 811 or 800-482-7171 or via the web at either [elocate.missdig.org](http://elocate.missdig.org) for single address or [rte.missdig.org](http://rte.missdig.org), a minimum of 3 business days prior to excavation, excluding weekends and holidays.

The Department of Public Works can assist the Contractor in locating existing water service leads and mains. All removed valves and hydrants shall be salvaged and returned to the Department of Public Works.

The Contractor shall contact the Engineer to schedule work interfering with existing water service. Temporary shut off of service shall be obtained from the Department of Public Services.

A service charge of \$1,000 will be required at time of permit application. This fee includes the minimum charge of \$60 for 5,000 bulk gallons of water, plus additional charges of \$12 per 1,000 gallons consumed in excess of the minimum quantity. Owosso Water System personnel will attach a water meter and RPZ backflow preventer to the hydrant for Contractor use. If the water meter and RPZ is returned in good operating condition, the Contractor will receive a \$450 refund, less additional water consumed in excess of minimum quantity.

**MATERIALS**

All materials supplied by the Contractor shall be new, meeting minimum specifications of American Water Works Association (AWWA) Standards, and special provisions as delineated by the City of Owosso. All materials shall be lead free as defined by the USEPA Safe Drinking Water Act, in that; "All pipes, pipe fittings, plumbing fittings, and fixtures that are used for potable water must comply with the lead free requirement and must bear the mark NSF/ANSI Standard 61, Annex G or NSF 61-G."

Michigan and United States of America products shall be used whenever possible.

Pipe

Water main constructed of PVC pipe shall conform to AWWA C900/C909 standards. C909 PVC pipe shall be used for open trench cut installations. C900 PVC fused pipe shall be used for

**CITY OF OWOSSO**  
**SPECIAL PROVISION**  
**FOR**  
**WATER MAIN INSTALLATION**

Page 2 of 15

5/18/2022

trenchless installations. Pipe shall meet both NSF/ANSI Standard 61 and NSF/ANSI Standard 14. PVC pipe shall have a ratio of diameter to wall thickness of 18, unless noted otherwise on the plans or in the proposal.

Water main constructed of ductile iron pipe shall conform to AWWA C151/C600. Pipe shall meet Thickness Class 52 and Pressure Class 350. Ductile iron pipe shall be lined with a cement mortar and bituminous seal coat in accordance with AWWA C104.

Pipe manufacturer and class shall be marked on each length of pipe.

Pipe, fittings, joints, and fire hydrants in soils contaminated with volatile organic compounds, as determined in the field by the Engineer, shall require the use of Linear Low Density Polyethylene black (8-mil) Poly Wrap ANSI/AWWA C105/A21.5, ASTM D882, for up to one foot of finished grade.

Fittings/Joints

Joints shall be push-on type with elastomeric gaskets meeting the requirements of ASTM D3139/F477 or AWWA C111 and shall be provided with an electrical conductivity device.

Fittings shall be cast iron or ductile iron with mechanical joints and shall be in accordance with AWWA C153 / ANSI A21.53. Fittings shall be cement lined in accordance with ANSI/AWWA A21.4/C104 and rated for 250 psi, or more.

Following manufacturer's standards, mechanical joint restraint shall be required and shall be MEGALUG by EBAA Iron, or approved equal.

All mechanical joints and fittings requiring bolt-on fasteners shall use Blue Core Bolts.

Corrosion protective material as a barrier encasement in varying soil conditions shall be required. Use 1) Linear Low Density Polyethylene black (8-mil) Poly Wrap ANSI/AWWA C105/A21.5 ASTM D882, or 2) Sanchem, Inc. NO-OXG-ID GG-2 lubricant. Corotech coal tar epoxy is not permitted for use.

Ductile iron water main shall require the use of nitrile gaskets, and used in place of PVC pipe where hazardous soils exist.

Fire Hydrants

This item shall include the fire hydrant, an auxiliary valve (placed 3 feet from hydrant), valve box, connector pieces and the hydrant tee. These items shall be installed in accordance with the standard construction practices and the standard fire hydrant detail. Bends approved by Engineer

**CITY OF OWOSSO**  
**SPECIAL PROVISION**  
**FOR**  
**WATER MAIN INSTALLATION**

Page 3 of 15

5/18/2022

and Department of Public Works may be added into the connection, but shall not be paid for separately. Extensions will also not be paid for separately.

All fire hydrants shall be manufacturer by East Jordan Iron Works (**EJIW**) **Stortz** 5BR250, open right, with 5 1/2 foot depth of bury, and painted yellow, and manufactured in accordance with AWWA C502 specifications. Hydrants shall be provided as outlined in the details within the construction plans and below:

1. Dry-barrel fire hydrant traffic model or traffic flange type and 150 pound working pressure, compression type, and opening with the line pressure, with mechanical joints.
2. Fire hydrants shall be bronze mounted throughout with no iron-to-iron or steel contacts or threads. The operating stem in the base and valve seat shall be bronze.
3. All iron parts shall be of high strength grey iron conforming ASTM A126 Class B.
4. Fire hydrants shall have a 6-inch valve opening with a 6-inch mechanical joint inlet.
5. The minimum inside dimension shall be 8 inches.
6. The operating nut shall turn to the right to open and have a weather shield. The opening direction shall be plainly marked with an arrow near the operating nut showing the opening direction.
7. The operating nuts and nut nozzle caps shall be square and slightly tapered; and it shall be  $1\frac{5}{16}$ " at its base and  $1\frac{3}{16}$ " square at its end and  $1\frac{1}{8}$ " long.
8. Fire hydrants shall be completely assembled at the factory with the drain opening sealed with a threaded plug.
9. Provide two fire hose connections and one pumper connection in accordance with municipality standards.
10. All nozzles shall be on a movable head on the hydrant barrel so that they may be rotated by changing the position of the top flange without removing the barrel.
11. Provide a Spring Cap Style McGard Fire Hydrant Lock for hydrant.
12. Provide proper length for installation at water main depth as indicated on the drawings.
13. All township fire hydrants (optional for in City of Owosso) shall have a concrete collar around the lower barrel, 12" below the ground line with 1" of expansion joint material between the hydrant barrel and collar, as directed by the Engineer. The collar shall be 6 inches thick with a diameter of at least 24 inches. Diameter will be as wide as necessary to reach undisturbed earth. Fire hydrants shall be tested to 300 pounds hydrostatic pressure from inlet side with valve in both open and closed position.
14. Fire hydrants to be painted yellow above the grade line, and black below the grade line. The 5" cap to be painted to AWWA color code based on municipal GPM flow data.
15. Fire hydrants shall be designed so one man can easily remove or replace the working parts without removing the main valve seat.
16. Fire hydrants flags are optional, and only upon request of municipality.
17. Hydrant valve operating nut shall be 2-inch.
18. Hydrant lead shall be six (6) inch with MEGALUG mechanical joint restraint.

**CITY OF OWOSSO**  
**SPECIAL PROVISION**  
**FOR**  
**WATER MAIN INSTALLATION**

Page 4 of 15

5/18/2022

Gate Valves & Boxes

All gate valves shall be manufactured by East Jordan Iron Works (EJIW). All valves for use in water distribution systems shall be resilient seat, single wedge valves. The valves shall be in accordance with AWWA Specification C515 and shall also meet any supplemental requirements or specifications of the municipality. Valves used on this project shall have mechanical joints with stainless steel bolts. The valves shall be manually operated with non-rising stems, iron body, bronze trim, and be furnished with a standard AWWA 2 inch square-operating nut. The wrench nut shall turn right (clockwise) to open with red top and shall be indicated by an arrow cast on the operating nut skirt. Valve stem risers are required for depths greater than 6'-6" and will not be paid for separately.

All valve boxes shall be manufactured by EJIW. The valve box shall be cast iron, 5-½ inch diameter, and three-piece adjustable screw type. Valve box extensions are required for depths greater than 6'-6" and will not be paid for separately. No. 6 round bases are required for gate valves up 8" in diameter and No. 160 oval bases for gate valves 10" and greater. The drop covers shall be stamped "water".

Curb Stops/Boxes, Taps, and Services

The water service piping shall be copper tubing, Type K, annealed, in accordance with ASTM B88. The size of tubing shall match the existing size of the water service being replaced. The fittings shall conform to ASTM B16.26, cast bronze. Joints of the copper tubing shall be flared. All water services to be constructed 90 degrees from water main to curb-stop/meter pit.

Taps – Ductile Iron Pipe:

1. For ¾ inch residential service tap, no saddle required. Use Ford F-1000-3-Q-NL, taped thread x CTS – QJ (Note: 1-inch minimum now required)
2. For 1 inch residential service tap, no saddle required. Use Ford #F-1000-4-Q-NL
3. For larger than 1 inch service tap, use Ford #F series as appropriate.

Taps – PVC Pipe:

1. Use Power Seal stainless steel saddle Model 3417AS for 4" to 24" diameter pipe.

Curb stops/boxes shall follow below:

1. Curb Stops shall be manufactured by Ford, Model #B-44-333-Q-NL for ¾ inch ball-stop, and Model #B-44-444-Q-NL for 1 inch ball-stop. Female thread x CTS – QJ or CTS – QJ x CTS – QJ.

**CITY OF OWOSSO**  
**SPECIAL PROVISION**  
**FOR**  
**WATER MAIN INSTALLATION**

Page 5 of 15

5/18/2022

2. Curb Stops shall be 5' 6" deep.
3. Curb Stop Boxes shall be the Standard Buffalo patterns and all parts of the same, including extension sections, shall be interchangeable and fit up with corresponding parts of other Standard Buffalo pattern boxes.
4. Internal diameter of base shaft shall be 2-1/2 inches for (3/4 inch and 1 inch curb stop).
5. The boxes shall be cast iron, suitable coated to resist corrosion and the casting shall be smooth and free of any imperfections.
6. The covers shall overlap and fit outside the rim of the upper section, and they shall have a horseshoe-shaped groove in them to receive the bolt head and the word "water" embossed on the top surface.
7. All boxes shall be Tyler 6500 (2-1/2" Boxes) Series.

Tracer Wire and Boxes

Tracer wire shall be #10 AWG polyethylene coated steel core copper wire, attached to pipe by tape or other approved means, and manufactured by Copperhead Industries, LLC – Copperhead Reinforced Tracer Wire, or equal. Tracer wire connectors must contain a dielectric waterproof and corrosion proof sealant, lock shut, and be color coded blue. (See MRWA Detail as Attached)

Tracer wire boxes shall be magnetized, with a direct connection to tracer wire without removing the cover, be color coded, and have a locking cover. Boxes shall be installed at every fire hydrant isolation valve (separate from the valve riser), and at every distribution water main isolation valve (separate from the valve riser) and shall be Copperhead Industries, LLC – Snake-Pit Magnetized Tracer Box, or equal.

**CONSTRUCTION METHODS**

Excavation

The Contractor shall excavate all material to the depths necessary to construct the water main as shown on the plans. Excavation shall include the removal of rock, dirt, abandoned pipelines, old foundations, stumps and roots and similar materials encountered. Excavation, of whatever material encountered, shall be included in the contract unit prices for water main installation and will not be paid for separately. All excavated material shall be contractor responsibility for removal and disposal. Pavement removal and restoration will be paid for at the contract unit prices for the appropriate item in accordance with the 2020 MDOT Standard Specifications and Special Provisions.

Excavated material that is suitable for backfill material shall be neatly piled adjacent to the excavation so as to prevent cave-ins of the excavation and damage to adjacent trees, shrubs, fences, and other property.

**CITY OF OWOSSO**  
**SPECIAL PROVISION**  
**FOR**  
**WATER MAIN INSTALLATION**

Page 6 of 15

5/18/2022

The excavated area shall be kept free of water at all times. Sheeting and shoring shall be provided if necessary for the protection of the workers.

Excavated material that is not to be used as backfill shall be disposed of by the Contractor.

Backfilling shall follow immediately behind trench excavation and pipe laying operations. In no case shall more than 100 ft. of trench excavation be open at any one time. Any excavation left open and unattended shall be protected with lighted Type III barricades and a "snow fence" constructed around the perimeter of the excavation.

The Contractor shall excavate to the depths required to construct the water main and appurtenances as described on the plans. For water main construction, trench excavation shall be to a depth sufficient to provide a 5' 6" cover over the top of the pipe and a minimum four-inch sand cushion below the pipe. Over excavation will be at the Contractor's expense. The trench width at a level of twelve inches above the pipe shall be a minimum of 36 inches in width or as directed by the Director of Public Services or his designee.

In areas where the proposed construction may interfere with existing utilities, additional excavation may be required to determine the exact location of said existing utilities. This work will be included within the water main pay items and no additional compensation will be due to the Contractor for this work.

In some cases, the plans call for removing an existing water main or sewer in order to construct a new water main. All gate valve boxes shall be removed to at least 3 feet below the pavement surface under the road and to at least 12 inches below the planned grade outside the road. When required by construction specifications, the Contractor shall remove said existing pipelines and gate valve boxes and dispose of them at his expense. Old gate valves pulled by Contractor shall be turned over to the City of Owosso for further disposition.

Abandoned Water Mains. Where abandoned in place/ground, open ends of an abandoned pipeline shall be capped with a metallic cap, flowable filled, and bulk headed with one course of brick and mortar. Removal, disposal, flowable filling, and bulk heading of pipelines to be abandoned are included in Water Main, Abandon in Place pay item. The following exceptions apply:

- 4 inch abandoned mains not required for flowable filling material.
- 6 inch and larger abandoned mains will be abandon as shown as the plans

Abandoned Water Service Connections. Services no longer in use shall be abandoned at the curb-stop, with curb-stop in off position and buried. However, during street construction, abandoned services shall be removed back to the water main, with the corporation in the off position and capped, or the corporation removed entirely and replaced with a repair clamp.

**CITY OF OWOSSO**  
**SPECIAL PROVISION**  
**FOR**  
**WATER MAIN INSTALLATION**

Page 7 of 15

5/18/2022

Pipe Handling

Pipe shall be handled in such a manner as to prevent the ends from splitting, damages to the protective coatings, and other undesirable conditions. Pipe shall not be dropped, skidded, or rolled into other conditions. Repairs to damaged pipe must be approved by the City Engineer or authorized representative.

Pipe Cutting

Pipe cutting shall be done in a neat and workmanlike manner without damage to the pipe or lining and as to leave a smooth end at right angles to the axis of the pipe. Cutting shall be done by an approved mechanical saw or cutter. Hydraulic squeeze cutters are not acceptable.

Pipe laying

Pipe located inside structures shall be rigidly supported.

Pipe laid underground shall be uniformly supported through its entire length on a minimum four-inch cushion of sand. A depression shall be carved out of the sand cushion to accommodate the pipe bells.

Pipe laid at a depth with less than 5 1/2 foot of cover, shall be wrapped in Linear Low Density Polyethylene black (8-mil) Poly Wrap ANSI/AWWA C105/A21.5 ASTM D882, and encased with minimum 4-inch thick rigid Styrofoam board top and sides of pipe.

Pipe shall be inspected for defects, debris, or dirt while suspended in a sling prior to lowering it into the trench. Defective pipe shall be removed from the project site immediately. Lumps, blisters, and excess coal tar coating shall be removed from inside the bell and outside the spigot. These areas shall be wire brushed and wiped clean with a dry oil-free rag. No debris, tools, clothing, or other materials shall be allowed in the pipe.

Pipe shall be laid in a dry trench with bell ends facing in the direction of laying. After placing a length of pipe in the trench, and after installing the gasket and applying the gasket lubricant, the spigot end shall be centered in the bell and the pipe pushed home and brought to the correct line and grade. The pipe shall be secured in place by tamping granular material Class II around it. Precautions shall be taken to prevent dirt from entering the joint space. A watertight plug shall be inserted in the open end(s) of the pipe to prevent water, dirt, animals, or other foreign matter from entering the pipe.

**CITY OF OWOSSO**  
**SPECIAL PROVISION**  
**FOR**  
**WATER MAIN INSTALLATION**

When it is necessary to deflect pipe from a straight line, either horizontally or vertically, the deflection shall not exceed the following values:

<u>Nominal Pipe Size (In.)</u>	<u>Mechanical Joint Maximum Deflection (In./18 ft. length)</u>
6	17
8	19
12	9

Jointing

Mechanical joints shall be installed in accordance with the joint manufacturer's recommendations. Copies of such recommendations shall be furnished to the Engineer prior to the start of construction.

Thrust Blocking

Thrust blocking shall be placed to support water main components as follows:

- at Tee's
- at 90 degree bends
- at dead end water mains

Backfilling

Backfilling shall be in accordance with the trench detail called for on the plans or as directed by the Engineer in accordance with the following:

Trench Detail G shall be used when part of the trench is within the 1 on 1 influence area of an existing or proposed roadway, sidewalk, driveway, building (or similar structure), or located within the right of way. The trench shall be backfilled with granular material Class II, in lifts of ten inches, and mechanically tamped to 95% of maximum unit weight.

Trench Detail F shall be used when the trench is not within the 1 on 1 influence area of a road or structure. The trench shall be backfilled with granular material Class III to a level of six inches above the top of the pipe and compacted to not less than 95% of maximum weight. The remaining portion of the trench shall be backfilled in twelve-inch lifts with suitable excavated material and compacted to at least 90% of maximum unit weight. Suitable excavated material used for backfill shall be free of rocks, debris, trees, stumps, broken concrete, and organic material. Backfill material shall not be saturated with water.

Where the proposed water main crosses under an existing utility, the proposed water main shall be deflected around the existing utility in accordance with the following:

**CITY OF OWOSSO**  
**SPECIAL PROVISION**  
**FOR**  
**WATER MAIN INSTALLATION**

Page 9 of 15

5/18/2022

1. Maintain 5' 6" cover over top of proposed water main.
2. Maintain at least 18" of vertical separation and 10' horizontal separation between the outside of the proposed water main and the outside of a sewer, drain pipe, or catch basin. Where less than 18 inches of vertical separation, encase water main in a concrete or plastic pipe. Where 10 LF of horizontal separation cannot be achieved, a variance shall be requested of the MDEQ/EGLE District Engineer.
3. Maintain at least one foot vertical separation between the outside of the proposed water main and all other utilities other than a sewer, storm drain, or catch basin.
4. When crossing an existing sewer, drain pipe, or catch basin lead, construct the proposed water main so that its joints are equidistant from the utility being crossed.
5. For carrier pipes less than six (6) inches in diameter, the inside diameter of the casing pipe shall be at least two (2) inches greater than the largest outside diameter of the carrier pipe joints or couplings. For carrier pipe six (6) inches or greater in diameter, the inside diameter of the casing pipe shall be at least four (4) inches greater than the largest outside diameter of the carrier pipe joints or couplings.
6. Centering devices shall be used when inserting the carrier pipe into the casing pipe.
7. All casing pipe ends that are below ground level shall be constructed as to prevent leakage of any substance from the casing throughout its length. Each end of the casing shall require a sufficient seal to prevent the potential for leakage of any substance from the casing pipe. Grout fill is an acceptable method installed by pressure grouting. If used, the grout material shall consist of non-shrink sand cement slurry or approved equal, and sufficiently seal the casing pipe ends to the satisfaction of the Engineer.

Hydrants

Hydrants shall be located as shown on the plans and approved by the municipality. Use of bends in connection shall be approved by Engineer and municipality. Bury depth shall be a 5 1/2 foot minimum. Six (6) inch hydrant leads shall be ductile iron with MEGALUG mechanical joint restraint.

Valves

Valves shall be located as shown on the plans and approved by the municipality. Valves placed in location without approval will require that the Contractor correct the error at his own expense.

Valve setting shall be examined by the Contractor prior to lowering in the trench. Check all nuts and bolts to assure tightness.

Valves shall be installed with the valve closed, supported on two 2" x 6" x 18" hardwood blocks, and vertically plumb. The valve box shall be set plumb and its axis shall be in line with the stem. Valve boxes shall have the ability for future adjustments of up to 6 inches, above or below grade.

Two isolation gate valves shall be installed at each 3-way intersection, and a three valve configuration at each 4-way intersection.

**CITY OF OWOSSO**  
**SPECIAL PROVISION**  
**FOR**  
**WATER MAIN INSTALLATION**

Page 10 of 15

5/18/2022

Isolation/gate valves should be located within each intersection for easy identification for the system operator. Spacing of these valves should be about 6 feet for quick and easy determination of directional isolation. As result, end points of new main/cross overs, shall be plugged, with a blow-off at each end point for appropriate disinfection & pressure testing. The new water main shall not be connected to the existing water main until pressure and disinfection testing has passed city requirements.

Reaction Backing

All tees and 90 degree bends, and other fittings subjected to unequal thrust shall be restrained using mechanical joint fittings with retainer glands on both sides of the bend or tee, and shall also be supported with thrust blocking. All 45 degree bends shall be restrained with mega lug fittings.

Boring and Jacking

1. Construct and maintain jacking/boring pits as required. Adequately clear site required for pits as needed to perform the work. Size pits for boring machine, frames, and reaction blocks, minimum 2 sections of pipe and with sufficient room for working. Provide steel safety ladder.
2. Locate pits such that no damage occurs to trees, poles (not specified for removal) or structures in the immediate area.
3. Construct pits with sheeting and bracing as required for proper support in accordance with O.S.H.A. Standards and as needed to sufficiently support reaction blocks.
4. Place crushed rock or approved bedding to sufficiently support equipment and protect pit floor.
5. A pushing or jacking frame shall be built and furnished to fit or match the end of the pipe to be jacked so that the pressure of the jacks will be evenly distributed over the end of the pipe.
6. The hydraulic jacks shall have sufficient power to apply a smooth and even pressure to move the pipe in place. Hammering or ramming of the pipe will not be allowed.
7. The pipe shall be jacked upgrade where possible.
8. The excavation shall be done within the inside of the pipe and shall not exceed 12" ahead of the pipe being jacked in place.
9. After each pipe section is in place the pipe shall be checked for correct grade and line. Pipe not meeting the correct grade and line shall be rejected and replaced.
10. Excavation at the top and sides may be approximately 1" greater than the outside periphery of the pipe.
11. The bottom of the excavation shall be accurately cut to line and grade.

**CITY OF OWOSSO**  
**SPECIAL PROVISION**  
**FOR**  
**WATER MAIN INSTALLATION**

Page 11 of 15

5/18/2022

12. Adjoining sections of pipe sleeve shall be attached with a continuous weld. Connecting steel pipe to concrete shall be completed with a poured in place concrete collar with reinforcement.

**HYDROSTATIC PRESSURE TEST**

All new construction shall be subjected to a hydrostatic pressure test. Testing should be performed as soon as possible after construction on a section is complete.

The Contractor shall provide all equipment, materials, and labor necessary to perform the tests, including pumps, gauges, plugs, corporations, excavation and backfill, water, miscellaneous piping and fittings, and a means of measuring the volume of water lost.

The Contractor shall fill the main with water through hydrants or corporations. Air shall be bled off at the ends and at highpoints through corporations or hydrants. The Contractor shall plug all taps made solely for the pressure test by inserting brass plugs.

Water shall be added until hydrostatic pressure at highest point of the main is at least 150 psig.

The Engineer shall be notified two hours prior to testing and shall witness the test and determine the leakage over a two hour period.

Water shall be added as necessary throughout the two hour test period to maintain a uniform pressure of 150 psi, plus or minus 5 psi.

At the end of the two hour period, the total volume of water added to maintain the required test pressure will be determined and will be the actual leakage in a two hour period.

The allowable leakage rate will be determined by the following formula:

$$L = \frac{S * D * ((P)^{1/2})}{148,000}$$

Where:

- L = Total allowable leakage rate (gal/hr).
- S = **Total length of pipe tested, in feet.**
- D = Nominal inside pipe diameter (inches).
- P = Actual test pressure (p.s.i.g).
- <sup>1/2</sup> = Square Root of P

Maximum leakage for 8 inch pipe = 1.3 gallons per two hours per 100 joints.

**CITY OF OWOSSO**  
**SPECIAL PROVISION**  
**FOR**  
**WATER MAIN INSTALLATION**

Page 12 of 15

5/18/2022

If actual leakage rate exceeds the allowable leakage rate, the Contractor at his own expense shall locate and repair the leak(s). Testing shall be repeated until satisfactory results are obtained.

The cost of pressure testing shall be included in the pay item for Water Main Pipe actually constructed.

**STERILIZATION**

General

1. All pipe and fittings connected to and forming a part of a potable water supply shall be sterilized in accordance with the AWWA Standard C651-14.
2. Generally, sampling taps shall be provided on the water main every five hundred (500) feet, in order to afford representative water testing and sample collection. When long transmission mains are constructed, without side connections, the distance between each tap may, at the discretion of the Engineer, be increased. In addition, blow off connections and sampling taps shall be provided at every endpoint of the water main to be tested. No connection to the existing potable water system will be allowed until the new water main is approved. In all instances, sampling taps shall be provided to collect a source sample and enough representative water samples for laboratory examination.

Preliminary Flushing

The main shall be flushed prior to sterilization as thoroughly as possible with water pressure and outlets available. The main shall be flushed from the north gate valve first with the south gate valve closed, the north valve shall then be closed and the south valve opened. After the flushing is completed the plug for the 8 inch tee shall be installed. The minimum velocity in the main shall be 3.0 fps. The flushing operation shall be done after the pressure test has been made.

Disinfecting

1. Before being placed in service, all mains and existing piping disturbed in any manner by the work shall be disinfected in accordance with the AWWA Standard C651-14. Drawing the water from existing piping or even lowering the water pressure more than one-half will constitute disturbances of the piping.
2. The disinfecting of water mains, valves and other appurtenances incorporated into the main construction shall be done in accordance with the AWWA Standard C651-14.

**CITY OF OWOSSO**  
**SPECIAL PROVISION**  
**FOR**  
**WATER MAIN INSTALLATION**

Page 13 of 15

5/18/2022

3. During the disinfecting operation, valves, hydrants and other mechanical devices controlling the water shall be operated to permit full effectiveness of the disinfectant. Valves shall be manipulated so that the strong solution within the main being sterilized will not flow back into the supply line nor flow into mains already in service.
4. Dechlorination of chlorinated waters to surface water, storm sewer, or drain from hydrostatic testing and disinfection of new water mains, shall be required unless discharged to a sanitary sewer system. ANSI/AWWA 655 Field Dechlorination provides methods and procedures for dechlorination of chlorinated water discharges.

Final Flushing and Tests

1. After the required period of retention has elapsed, the heavily chlorinated water shall be flushed out completely discharged until the replacement water throughout the length of the main shall, upon test, be proven comparable in quality to the water supply source. Heavy chlorinated water shall be discharged to a nearby sanitary sewer manhole if available, or a contractor provided holding tank for proper disposal.
2. The water in the treated main shall be proven comparable to that of the source. At least two (2) safe bacteriological samples collected 24 hours apart must be obtained from every 500 feet sections of WM, prior to placing each section WM section into service. In addition, blow off connections and sampling taps shall be provided at every endpoint of the water main to be tested. No connection to the existing potable water system will be allowed until the new water main is approved as properly disinfected and pressure tested. Samples shall be taken in the presence of the Department of Public Services. Under no circumstances shall such samples be collected from unsterilized hydrants and hose connections. Should the initial disinfecting fail to result in approval, the disinfecting procedure shall be repeated until satisfactory results are obtained.
3. Bacteriological samples must be picked up by the **City of Owosso** and forwarded to an approved commercial/state/municipal laboratory, and paid by the Contractor. The City of Owosso may offer to provide this service with existing laboratory facilities.

Notification to Residents of Water Service Shutdowns

1. The City Engineer or designated representative shall notify Contractor of successful water sampling and testing acceptance for connecting to potable water system. Director of Public Services shall give notice to proceed with connection to potable water system.
2. After receiving Notice to Proceed, Contractor shall give a minimum 48 hour notice of planned water supply shut off for connection to potable water system.
3. City will determine affected area of planned water supply service interruption, and send out notices 24 hours prior to planned water service interruption.
4. Prior to planned water supply shut off, Contractor shall have performed a thorough investigation and review of necessary parts and components adequately sized, and available on site at time of connection to the potable water supply, to avoid unnecessary lengthy water service interruptions to residents and businesses.

**CITY OF OWOSSO**  
**SPECIAL PROVISION**  
**FOR**  
**WATER MAIN INSTALLATION**

Page 14 of 15

5/18/2022

The completed work of water main installation will be paid for at the contract unit prices for the actual quantity of the following contract items (pay items) actually constructed.

<u>PAY ITEMS</u>	<u>PAY UNIT</u>
_ inch Copper Service Lead, Type "K", Modified	Foot
Water Main, C909 PVC, _ inch, TB Detail _, Modified	Foot
Water Main, DI, _ inch, TB Detail _, Modified	Foot
Water Main, Rem	Foot
Connect to Existing Water Main	Each
Curb Box, Stop, _ inch Corporation Stop and Connection, Modified	Each
Fire Hydrant and Valve Assembly	Each
Gate Valve and Box, _ inch, Modified	Each
Hydrant, Rem	Each
Water Main, _ inch, Cut and Plug, Modified	Each
Testing and Chlorination of Water Main	LSUM
Existing Valve with Valve Box Abandonment	Each
Existing Valve with Valve Box Removal	Each

Water main will be paid for at the contract unit price for the actual length of water main installed in-place, for the various sizes and trench details called for. The contract unit price includes all labor, equipment, and materials necessary for the construction of the water main, including excavation, disposal, pipe, fittings, tees, crosses, hydrant tees, bends, plugs, reducers, thrust blocking, connections to the existing mains, backfill, snow fencing and barricading, locating and protecting existing utilities, repair of defective work, and cleanup.

Water main will be measured horizontally in linear feet along the centerline of the main, including the length of valves, sleeves, and fittings. Measurements will begin and end at connections, plugs, or the centerline of a perpendicular pipeline.

Testing and Chlorination will be paid for at the contract price upon completion and acceptance of the proposed water main and all tie ins. The contract unit price includes all labor, equipment, and materials necessary for hydrostatic pressure testing, disinfecting, and bacteriological testing of the proposed water main and appurtenances.

Connections to Existing Water Main will be paid for at the contract unit price for each connection made. Payment will include all labor, equipment, and materials necessary to connect the proposed water main to existing water mains, including connections to oversized and undersized pipe. Additional payment will not be made for any/all necessary coordination with the Department of Public Services or any exploratory excavation that is required to connect the proposed water main to the existing water mains.

Existing Valve with Valve Box Abandonment and Existing Valve with Valve Box Removal will be paid for at the contract unit price for each valve box abandoned or removed in accordance with the detail on the plans or as directed by the Engineer. Payment shall include all labor, equipment, and materials necessary to abandon or remove the valve box.

**CITY OF OWOSSO**  
**SPECIAL PROVISION**  
**FOR**  
**WATER MAIN INSTALLATION**

Page 15 of 15

5/18/2022

Fire hydrant and valve assembly with box will be paid for at the contract unit price for each assembly installed. Payment will include furnishing and installing the hydrant, valve, valve box, connection, and lead. Excavation, thrust blocking, and backfill are all incidental to the contract unit price for hydrant and valve assembly with box.

Gate valves, of the size required will be paid for at the contract unit price for each installed. The price includes excavation, installation of manhole or box, removal of valve and box to be replaced, anchorage, and backfill.

Cutting and Plugging of Water Main will be paid for at the contract unit price for each cut and plug made and flowable fill. Payment will include all labor, equipment, and materials necessary to shore up the existing water main.

     inch Copper Service Lead, Type "K", Modified will be paid for at the contract unit price per foot of service lead install. The price includes furnishing and installing copper service lines. Installation method shall be open cut for short side service lines and directional boring for long side service lines. Both installation methods shall be included in the contract unit price.

Curb Box, Stop,      inch Corporation Stop and Connection, Modified will be paid for at the contract price per each and include furnishing and installing a new curb box, stop, corporation stop (including tap into new water main). The price also includes the connection into the existing water service line on the property side of the curb stop.

*Glenn M. Chinaware*

Director of Public Services & Utilities

Effective: 31 January 2018

Last update 18 May 2022

CITY OF OWOSSO  
SPECIAL  
PROVISION FOR  
**HORIZONTAL DIRECTIONAL  
DRILLING**

City of Owosso/CW

1 of 11

January 2025

**a. Description.**

1. SUMMARY:

- A. This Section includes the work required to install a carrier or casing pipe for underground utilities under an obstacle using the method commonly known as horizontal directional drilling (HDD), to the grades and alignments shown on the Drawings.

2. REFERENCES:

- A. ASTM - American Society of Testing Materials, *Latest Edition*.
- B. PPI - Plastics Pipe Institute
- C. AWWA - American Water Works Association
- D. ANSI - American National Standards Institute

3. GENERAL REQUIREMENTS:

- A. The CONTRACTOR shall be responsible for the method of construction, the stability and accuracy of the drilled and reamed hole and pits constructed, and all costs for damages resulting from any failure thereof. The CONTRACTOR shall be solely responsible for the safety of the pits and related structures and personnel engaged in underground construction throughout the duration of the work.
- B. The CONTRACTOR's methods and schedule shall consider the overall project requirements and anticipated subsurface soils and groundwater conditions. The CONTRACTOR's selection of inadequate, inappropriate or inefficient equipment and methods will not be cause for adjustments to the contract price or contract time.
- C. The general dimensions, arrangement and details for the drilled hole and pits to be constructed shall be as needed to complete the required work.
- D. Methods of excavation, equipment and procedures for the directional drilling operation and pits shall be selected by the CONTRACTOR to provide adequate working space and clearances for the work to be performed.
- E. Pit excavation methods, groundwater control and pit support techniques shall be selected by the CONTRACTOR.
- F. The CONTRACTOR shall comply with the HDD Plan for Preventing and Controlling the Loss of Drilling Mud.

4. CONTRACTOR QUALIFICATIONS:

- A. The CONTRACTOR who will complete the work contained in this Section must be experienced in the type of work specified in this Section and must have successfully completed similar projects within the last three years.

CITY OF OWOSSO  
SPECIAL  
PROVISION FOR  
**HORIZONTAL DIRECTIONAL  
DRILLING**

City of Owosso/CW

2 of 11

January 2025

- B. Personnel that will perform the work must be trained and experienced in the fabrication and installation of the materials and equipment, as well as being knowledgeable of the design and the reviewed shop drawings.
  - C. At the ENGINEER's request, the CONTRACTOR responsible for the completion of the work contained in this Section shall submit a list of jobs successfully completed within the last three years. Information on each job must include the following:
    - 1. Date of Project
    - 2. Location
    - 3. Length of Directional Drill
    - 4. Size and Material of Pipe
    - 5. General CONTRACTOR's name, contact and phone number.
    - 6. OWNER's name, contact and phone number.
    - 7. Other information relevant to the successful completion of the project.
5. SAFETY:
- A. The CONTRACTOR shall become familiar with, and shall at all times conform to, all applicable codes, OSHA mandates, ordinances and laws in relation to the work required.
  - B. Directional drilling equipment machine safety requirements shall include a common grounding system to prevent electrical shock in the event of a high voltage underground cable strike. The grounding system shall connect all pieces of interconnecting machinery; the drill, mud mixing system, drill power unit, drill rod trailer, operator's booth, worker grounding mats and any other interconnected equipment to a common ground. The drill shall be equipped with an "electrical strike" audible and visual warning system that shall notify the system operators of an electrical strike.
  - C. Operators of the drill shall wear electrical shock protection equipment and operate from common grounding mats as required.
6. SUBMITTALS:
- A. Submit to the Engineer.
  - B. Proposed drill profile data including the minimum information listed below:
    - 1. Entrance angle
    - 2. Exit angle
    - 3. Minimum radius of curvature
    - 4. Depth of pipe every 50 feet
    - 5. Pilot hole diameter
    - 6. Back ream hole diameter
    - 7. Wet or dry pullback
    - 8. Estimated maximum pullback force

CITY OF OWOSSO  
SPECIAL  
PROVISION FOR  
**HORIZONTAL DIRECTIONAL  
DRILLING**

City of Owosso/CW

3 of 11

January 2025

- C. Polyethylene pipe data including, but not limited to, the following:
    - 1. Manufacturer's brochures and catalog sheets
    - 2. Dimensions
      - a. Inside diameter
      - b. Outside diameter
      - c. Standard dimension ratio
      - d. Yield stress
  - D. PVC to DI connection and restraint:
    - 1. Manufacturer
    - 2. Product data sheet
    - 3. Dimension drawing
    - 4. Installation instructions
  - E. Drilling Fluid:
    - 1. Bentonite (or alternate):
      - a. Product manufacturer
      - b. Product data sheet
      - c. Mixing instructions
    - 2. Polymer:
      - a. Product manufacturer
      - b. Product data sheet
      - c. Mixing instructions
      - d. Material safety data sheet (MSDS)
  - F. Drill Path Documentation upon completion.
7. DELIVERY, STORAGE AND HANDLING:
- A. Handle and store materials in a manner that will prevent:
    - 1. Deterioration or damage
    - 2. Contamination with foreign matter
    - 3. Damage by weather or elements
  - B. After the pipe is fused together and before it is pulled through the drilled hole, the CONTRACTOR shall be responsible to provide vehicular and emergency access to all properties affected by the fused pipeline. The CONTRACTOR shall be responsible to repair all damage to existing surface and site improvements damaged by the fused pipeline.
8. UTILITY PROTECTION:
- A. All underground utilities shown on the drawings are shown according to the best available information. It is the CONTRACTOR's responsibility to verify the location of all existing utilities prior to working in the area.
  - B. All utilities are to remain in service and shall be protected by the CONTRACTOR from any damage as a result of his operations.

CITY OF OWOSSO  
SPECIAL  
PROVISION FOR  
**HORIZONTAL DIRECTIONAL  
DRILLING**

City of Owosso/CW

4 of 11

January 2025

- C. Where utilities are encountered and are not shown on the drawings, the CONTRACTOR shall report them to the OWNER before proceeding with the work.
  - D. All utilities damaged by the CONTRACTOR's activities shall be repaired or replaced by the CONTRACTOR without preventable delay. All costs to repair the utility including, but not limited to, materials, labor, inspection, testing and temporary service shall be born by the CONTRACTOR with no cost to the OWNER.
  - E. All utilities in close proximity to the drill pilot bore, back ream or product pipe installation must be exposed in accordance with all codes, ordinances and regulations to ensure, by visual inspection, that the CONTRACTOR's work has not caused any damage to the utility or to the CONTRACTOR's work and adequate clearance between the utility and the CONTRACTOR's work is maintained.
9. APPLICABLE REGULATIONS:
- A. All work covered by this Section shall be performed in accordance with all applicable federal, state and local laws, regulations, codes and ordinances which pertain to such work, as well as the supplemental regulations contained in these specifications. If a conflict exists between any laws, regulations, codes or ordinances, the most stringent shall govern.

**b. Materials**

1. MATERIALS:

- A. PVC Pipe: Polyvinyl-chloride Fusible (PVC) pipe shall be of a class and designation as shown on Drawings, with a DR of 18 to 14 or less compound designation Class No. 12454, ASTM-D1784. PVC pipe shall be in accordance with current AWWA Standard C-900 (4-12 inches).
- B. The pipe shall have a nominal diameter as indicated on the plans and a standard dimension ratio (SDR) of no greater than 18. The working pressure shall be rated at 235 psi.
- C. The CONTRACTOR is responsible for calculating loads placed on the pipe during its installation based on the CONTRACTOR's chosen means and methods of construction. It is the CONTRACTOR's responsibility to ensure the pipe will withstand all loadings placed on it during installation. If the pipe with dimensions given above will not withstand the installation loads, it is the CONTRACTOR's responsibility to size the pipe to withstand the installation loads.
- D. Manufacturers:
  - i. Phillips Driscopipe, Inc.
  - ii. Chevron Chemical Company (Plexco)
  - iii. or Engineer approved equal

CITY OF OWOSSO  
SPECIAL  
PROVISION FOR  
**HORIZONTAL DIRECTIONAL  
DRILLING**

City of Owosso/CW

5 of 11

January 2025

2. DRILLING FLUIDS

- A. The CONTRACTOR must use a high quality Bentonite drilling fluid or equivalent to ensure hole stabilization, cuttings transport, bit and electronics cooling, and hole lubrication to reduce drag on the drill pipe and the product pipe. Oil-based drilling fluids or fluids containing additives that can contaminate the soil or ground water will not be considered acceptable substitutes. Composition of the drilling fluid must comply with all federal, state and local environmental regulations.
- B. Polymer used as lubrication in the drilling fluid is acceptable, if desired.
- C. Drilling fluids must be mixed with water that is free from significant solids and contamination. Potable water is acceptable. It is the CONTRACTOR's responsibility to apply for and obtain any necessary permits for the procurement of drilling fluid water. It is also the CONTRACTOR's responsibility to pay permit application fees, metering charges or any other costs associated with drilling fluid mixing water. Bulk water may be purchased from the city of Owosso by meter rental or from a designated location with permission from the city of Owosso.

3. PVC TO DUCTILE IRON CONNECTION

- A. A restrained connection between the PVC pipe and DI pipe shall be made with a self-restraining, fusible, molded PE3408 mechanical joint adapter meeting the requirements of ASTM D2513 and ANSI/AWWA C906. The mechanical joint adapter shall be of the same SDR rating as the pipe. Additional restraint shall be provided on the ductile iron pipe side of the connection point by restraining pipe joints for a distance of at least 150 feet. Additional restraint may be provided on the HDPE pipe side in the form of an PVC anchor ring encased in concrete or other approved methods.

4. TRACER WIRE:

- A. The Contractor shall install, with the directionally drilled pipe, a 10 gauge copper clad steel locator wire with insulation suitable for direct burial. The tracer wire shall be as manufactured by Copperhead Industries, or equal. A test station shall be installed no further than 1,000 foot intervals, near a fire hydrant or other structure that would fall closest to that interval. In built up urban areas, a station shall be provided at each intersection. Tracer wire shall be installed with directionally drilled pipe. See trace wire special provision.

2. EQUIPMENT:

- A. The directional drilling equipment shall consist of a directional drilling rig of sufficient capacity to perform the bore and pullback the pipe; a drilling fluid mixing, delivery and recovery system of sufficient capacity to successfully complete the crossing; a drilling fluid recycling system to remove solids from the drilling fluid so that the fluid can be re-used; a magnetic guidance system to accurately guide boring operations; a vacuum truck of sufficient capacity to handle the drilling fluid volume; and trained and competent personnel to operate the system. All equipment shall be in good, safe operating condition with sufficient supplies, materials and spare parts on hand to maintain the system in good working order for the duration of this project.

CITY OF OWOSSO  
SPECIAL  
PROVISION FOR  
**HORIZONTAL DIRECTIONAL  
DRILLING**

City of Owosso/CW

6 of 11

January 2025

**c. Construction**

1. ALIGNMENT AND PROFILE OPTIONS:

- A. Alignment and profile shown on the drawings.
- B. An alternate alignment and profile developed by the CONTRACTOR with the following requirements:
  - 1. Alignment must be within easement(s) and right-of-way.
  - 2. Clearance between utilities is maintained.
  - 3. 15 foot minimum vertical distance between the drill path and the bottom of a river to prevent drilling fluid breakout.
  - 4. ENGINEER approved.

2. PIPE FUSION

- A. All pipe shall be joined with the "butt fusion" method in accordance with the pipe manufacturers recommendations. Socket fusion, extrusion welding, hot gas welding and mechanical connections are not acceptable.
- B. Butt fusion joining shall produce a joint of equal or greater tensile strength than the strength of the pipe.

3. DRILL ENTRANCE AND EXIT PITS

- A. The CONTRACTOR is responsible for the design and construction of the drill entrance and exit pits. Supports may be required to maintain safe working conditions. Ensure stability of the pit, minimize loosening, and minimize soil deterioration and disturbance of the surrounding ground.
- B. Entrance and exit pits must be contained in the easement(s) and right-of way.
- C. Drill entrance and exit pits must be maintained at minimum size to allow only the minimum amount of drilling fluid storage prior to transfer to mud recycling or processing system or for removal from the site.
- D. Drilling fluid will not be allowed to freely flow on the site or around the entrance or exit pits. Fluid spilled must be removed as soon as possible and the ground restored to original condition.
- E. Pits must be shored to OSHA standard if workers are required to enter the pits for any reason.

4. DRILL ENTRANCE AND EXIT ANGLES

- A. Entrance and exit angles of the drill can be whatever the CONTRACTOR desires such that the elevation profile maintains adequate ground cover to ensure no drilling fluid breakout occurs and that ground exit occurs within the designated easement(s) or right-of-way. The CONTRACTOR is responsible for ensuring that entrance and exit angles ensure pullback forces do not exceed 5% strain on the polyethylene pipe.

CITY OF OWOSSO  
SPECIAL  
PROVISION FOR  
**HORIZONTAL DIRECTIONAL  
DRILLING**

City of Owosso/CW

7 of 11

January 2025

5. GUIDANCE SYSTEM

- A. The guidance system must have the capability of measuring inclination, roll and azimuth. The guidance system must have an independent means to ensure the accuracy of the installation. The CONTRACTOR will demonstrate a viable method to eliminate accumulated error due to the inclinometer (pitch or accelerometer). The guidance system will be capable of generating a plot of the borehole survey for the purpose of an as-built drawing. The guidance system must meet the following specifications:

Inclination:	Range	-90° to +90°
	Accuracy	0.2°
Azimuth:	Range	0° to 360°
	Accuracy	0.5°
Roll:	Range	0° to 360°
	Accuracy	0.2°

6. PILOT HOLE TOLERANCES

- A. The pilot hole shall be drilled along the agreed-to alignment and profile with the following tolerances:
1. Vertical
    - a. Plus 4 feet (deeper or additional ground cover).
    - b. Minus 1 foot (shallower or reduced ground cover), except that the resulting pipe cover shall not be less than specified or indicated on the plans.
  2. Horizontal
    - a. Plus or minus 2.5 feet.
  3. Curve radius
    - a. Curve radius shall not exceed the pipe manufacturer's recommendations and that of the drilling equipment.

7. DRILL PATH DOCUMENTATION

- A. The CONTRACTOR is responsible for maintaining drilling logs that provide drill path data every 25 feet along the drill path. Information logged every 25 feet will, at a minimum, include the following:
1. Pilot hole
    - a. Distance out or station
    - b. Depth below a known ground surface elevation
    - c. Plus or minus (left or right) of alignment
    - d. Torque
    - e. Drill fluid flow rate
    - f. Time
  2. Back ream
    - a. Distance out or station
    - b. Pull back force
    - c. Torque
    - d. Drill fluid flow rate
    - e. Time

CITY OF OWOSSO  
SPECIAL  
PROVISION FOR  
**HORIZONTAL DIRECTIONAL  
DRILLING**

City of Owosso/CW

8 of 11

January 2025

8. PIPE GOUGING

- A. The CONTRACTOR shall take every precaution to prevent gouging of the pipe prior to and during pipeline installation.
- B. It is expected some pipe gouging will occur during pullback. However, the constructed pipeline shall not have any gouges that are deeper than 10% of the pipe wall thickness. Pipe that has gouges greater than 10% of the pipe wall thickness will not be accepted.

9. INSTALLING PRODUCT PIPE

- A. After the pilot hole is completed, install a swivel to the reamer and commence pullback operations. Pre-reaming of the tunnel may be necessary and is at the option of the CONTRACTOR.
- B. Reaming diameter will not exceed 1.4 times the diameter of the product pipe being installed.
- C. Allow sufficient length of product pipe to extend past the termination point to allow connections to adjacent pipe sections or gate valves. Pulled pipes will be allowed 24 hours of stabilization prior to making tie-ins. The length of extra product pipe will be at the CONTRACTOR'S discretion.
- D. Install an AWWA C153 Mechanical Joint Adaptor, per the manufacturer's requirements, when connecting the pipe to a valve or hydrant.

10. YIELD STRESS

- A. The yield stress shall be calculated from the HDPE material submitted and the cross-sectional area of the pipe. The result will be the force at which the HDPE pipe will yield.
- B. The pullback force will be monitored throughout the pullback. At no time shall the equipment be operated to produce a pullback force that exceeds 75% of the yield force.

11. CLEANUP

- A. All excavated soil, soil cuttings and drilling fluid shall be the property of the CONTRACTOR. All material shall be disposed of in accordance with all laws, regulations, codes, ordinance and these specifications.
- B. Immediately upon completion of the work in this section, all rubbish and debris shall be removed from the job site. All construction equipment and implements of service shall be removed and the entire area involved shall be left in a neat, clean and acceptable condition.
- C. If a drilling fluid breakout should occur, the area shall be cleaned immediately and the surface washed and returned to original condition.

CITY OF OWOSSO  
SPECIAL  
PROVISION FOR  
**HORIZONTAL DIRECTIONAL  
DRILLING**

City of Owosso/CW

9 of 11

January 2025

- D. Every precaution shall be implemented to prevent a drilling fluid breakout in the river. It is the CONTRACTOR's responsibility to conduct construction activities to prevent this occurrence. However, if a drilling fluid breakout occurs in the river, it is the CONTRACTOR's responsibility to clean up any resultant contamination. The CONTRACTOR is also responsible for any damage to property or the environment due to such a breakout.

12. HYDROSTATIC TESTING

- A. The pipe shall be hydrostatically tested before being connected to other piping systems. The pipe shall be tested independently of other hydrostatic tests.
- B. Hydrostatic testing will consist of filling the constructed pipeline with water taking care to bleed off trapped air. The CONTRACTOR shall pressurize the pipe to 150 psi for a minimum of 4 hours to give the pipe time to expand. During this initial 4 hours, make-up water shall be added as-needed to maintain the pressure within 5 psi of the specified pressure. At the end of the first 4 hours, the pipe shall be pressurized to the specified pressure and the test commences. The pipeline shall be maintained under the test pressure for a continuous period of between 1 and 3 hours, as determined by the ENGINEER, by pumping water into the line at frequent intervals. The volume of water so added to maintain pressure within 5 psi of the specified pressure shall be measured and considered to represent the "leakage" from the line during the interval.

The allowable "leakage" for the pipeline shall not exceed the allowances given in the following table.

Nominal Pipe Size (In)	Allowable "Leakage" (Gal/100' of Pipe)		
	1-Hour Test	2-Hour Test	3-Hour Test
3	0.10	0.15	0.25
4	0.13	0.25	0.40
6	0.30	0.60	0.90
8	0.50	1.0	1.5
10	0.75	1.3	2.1
11	1.0	2.0	3.0
12	1.1	2.3	3.4
14	1.4	2.8	4.2
16	1.7	3.3	5.0
18	2.2	4.3	6.5
20	2.8	5.5	8.0
22	3.5	7.0	10.5
24	4.5	8.9	13.3
28	5.5	11.1	16.8
32	7.0	14.3	21.5
36	9.0	18.0	27.0
40	11.0	22.0	33.0
48	15.0	27.0	43.0

CITY OF OWOSSO  
SPECIAL  
PROVISION FOR  
**HORIZONTAL DIRECTIONAL  
DRILLING**

City of Owosso/CW

10 of 11

January 2025

It is understood that the pipe will continue to expand after the initial 4 hours under pressure and throughout the 1 to 3-hour test period. The allowable "leakage" presented in the table above accounts for this expansion and no additional allowable "leakage" will be considered.

- C. Under no circumstances shall the total time under the specified test pressure exceed 8 hours. If the test is not completed due to leakage, equipment failure, etc., the test shall be terminated and the pipeline shall be de-pressurized and permitted to "relax" for a minimum of 8 hours prior to the next testing sequences.
- D. If there are no visual leaks or significant pressure drops during the final test period, and the measured "leakage" is less than allowable, the pipeline passes the hydrostatic test.
- E. In the event that the "leakage", as determined by the ENGINEER, exceeds the specified allowable, the CONTRACTOR shall be responsible to repair or replace the pipeline until the pipeline passes the hydrostatic test, as determined by the ENGINEER.

**d. Measurement and Payment**

The completed work items under HORIZONTAL DIRECTIONAL DRILLING will be measured in-place and paid for at the contract unit prices for the following contract items (pay items):

Contract Item (Pay Item)	Pay Unit
Water Main, C900 PVC, ___inch, Bore .....	Foot

Water Main, C900 PVC, \_\_\_inch, Bore, of the type, size, and detail as specified will be measured in-place per Foot, along centerline of the pipe, with no deductions for fittings. The price shall be payment in full for furnishing all material, labor, and equipment required to perform the work specified herein and shown on the plans including:

1. Flushing and disinfecting pipeline.
2. Furnishing and installing the pipe, fittings, gaskets, bracing or sheeting, blocking, restraints, temporary blow-offs, removal of existing water main inside influence area of work, and all other miscellaneous items necessary to complete the work.
3. No additional payment will be made for remedying an unsatisfactory hydrostatic test, including removing and replacing backfill.
4. Dewatering operations, for trench or pipe, will not be paid for separately, but will be included as part of major contract pay items of this provision.

CITY OF OWOSSO  
SPECIAL  
PROVISION FOR  
**HORIZONTAL DIRECTIONAL  
DRILLING**

City of Owosso/CW

11 of 11

January 2025

5. The cost of excavation and proper disposal of material will not be paid for separately, but will be included as part of major contract pay items of this provision.
6. The cost of furnishing and compacting backfill material will not be paid for separately, but will be included as part of major contract pay items of this provision.
7. Removal or abandonment of existing water main, within the influence area of the proposed water main, will not be paid for separately, but will be included as part of major contract pay items of this provision.

**HORIZONTAL DIRECTIONAL DRILL PLAN**  
**FOR**  
**PREVENTING AND CONTROLLING THE LOSS OF DRILLING MUD**

## **TABLE OF CONTENTS**

### **SECTION**

- 1.0 – INTRODUCTION
- 2.0 – HORIZONTAL DIRECTIONAL DRILLING PROCESS
- 3.0 – MONITORING PROCEDURES
- 4.0 – NOTIFICATION PROCEDURES
- 5.0 – CORRECTIVE ACTION AND CLEANUP
- 6.0 – ABANDONMENT

## HORIZONTAL DIRECTIONAL DRILL PLAN

### 1.0 INTRODUCTION:

- A. This directional drill contingency plan provides specific procedures and steps to prevent and/or to contain inadvertent releases of drilling mud (also referred to as frac-outs) for waterbodies that are crossed using horizontal directional drilling (HDD) techniques.

### 2.0 HORIZONTAL DIRECTIONAL DRILLING PROCESS:

- A. Installation of a pipeline by HDD is generally accomplished in three stages. The first stage consists of directionally drilling a small-diameter pilot hole along a pre-determined path. The second stage enlarges this pilot hole to a diameter that will accommodate the pipeline. Numerous "reaming" passes will be necessary with each pass enlarging the diameter of the pilot hole incrementally. The third stage involves pulling the pipeline through the enlarged hole.

During the drilling of the pilot hole, directional control is achieved by using a non-rotating drill string with an asymmetrical leading edge. The asymmetry of the leading edge creates a steering bias, which allows the operator to control the direction of the drill bit. The actual path of the pilot hole is monitored during drilling by taking periodic readings of the inclination and azimuth. These readings are used to calculate the horizontal and vertical coordinates along the pilot holes relative to the initial entry point on the surface.

Once the pilot hole is complete, it is enlarged using reaming tools that are often custom-made for a particular diameter pipe or type of soil. The reamers are typically attached to the drill string at the exit point and are rotated and drawn to the drilling rig, thus enlarging the pilot hole with each pass. Pipe installation is accomplished by attaching a prefabricated pull section behind a reaming assembly at the exit point and pulling the entire assembly back to the drilling rig.

Ideally, horizontal directional drilling involves no disturbance to the bed or banks of a stream or wetland. However, it is possible that geologic irregularities could be encountered during drilling, and drilling could fail. This plan describes the potential for failure of horizontal directional drilling, the contingency methods that would be implemented in the event of inadvertent release of drilling fluids to water or land, and drill hole abandonment procedures.

The feasibility of the horizontal directional drill method primarily depends on the local geologic setting, as well as site topography and other surface features. For example, horizontal directional drilling may not be feasible in areas of glacial till or outwash interspersed with boulders and cobbles, highly fractured bedrock, or non-cohesive coarse sands and gravels. These formations increase the likelihood that drilling could fail due to refusal of the drill bit, continuous loss of drilling fluid through fractures or weak areas in the ground, or collapse of the bore hole in non-cohesive, unstable substrate.

Fortunately, surface characteristics at the proposed Project drill sites are generally favorable for HDD.

Also, subsurface geotechnical investigations indicate that conditions are favorable for horizontal directional drilling.

### 3.0 MONITORING PROCEDURES:

- A. The Project Engineer and construction personnel will continuously monitor operations during drilling activities. Monitoring activities will include:
- Visual inspection along the drill path, including monitoring the water body for evidence of a release.
  - Continuous examination of drilling fluid pressures and returns flows.

### 4.0 NOTIFICATION PROCEDURES

- A. If in the course of an inspection an inadvertent release is discovered, steps will be taken by construction personnel to contain the release as described in Section 5.0, Corrective Action and Cleanup.

If monitoring indicates an in-stream release, the Project Engineer will immediately notify the appropriate Federal and State agencies as soon as possible by telephone and/or facsimile of an in-stream release event, detailing the nature of the release and corrective actions being taken. The notified agencies will determine whether additional measures need to be implemented.

If a release occurs that may migrate downstream and affect water quality, downstream water users will be contacted.

### 5.0 CORRECTIVE ACTION AND CLEANUP

- A. By monitoring drilling operations continuously, it is intended to correct problems before they occur. In addition, containment equipment including earth-moving equipment, portable pumps, hand tools, sand, hay bales, silt fence, lumber, and a suction dredge will be readily available at the drill site. If a release does occur, the following measures will be implemented to stop or minimize the release and to clean it up:
- The drilling contractor will decide what modifications to make to the drilling technique or composition of drilling fluid (e.g., thickening of fluid by increasing bentonite content) to reduce or stop minor losses of drilling fluid.
  - If a minor bore path void is encountered during drilling, making a slight change in the direction of the bore path may avoid loss of circulation.
  - If the bore head becomes lodged resulting in loss of drilling pressure, the borehole may be sized by moving the bore head back and forth to dislodge the stuck materials.
  - If necessary, drilling operations will be reduced to assess the extent of the release and to implement other possible corrective actions.
  - If public health and safety are threatened, drilling fluid circulation pumps will be turned off. This measure will be taken as a last resort because it increases the potential for drill hole collapse resulting from loss of down-hole pressure.
  - If a land release is detected, the drilling crew will take immediate corrective action to contain the release and to prevent migration off site.
  - The contractor will construct pits and berms around the borehole entry point to contain inadvertent releases onto the ground.
  - Any drilling mud released into the pits will be pumped by contractor personnel into a mud-processing unit for recycling of drilling fluid and separation of cuttings.
  - Additional berms will be constructed around the bore pit as directed by the Project Engineer to prevent release materials from flowing into the water body.
  - If the amount of an on-land release does not allow practical collection, the affected area will be diluted with fresh water and allowed to dry. Steps will be taken (such as berm, silt fence, and/or hay bale installation) to prevent silt-laden water from flowing into the water body.

- If hand tools cannot contain a small on-land release, small collection sumps (less than 5 cubic yards) may be constructed to pump the released material into the mud processing system.
- Contractor HDD crews will immediately implement non-mechanized measures to contain the spread of drilling fluids, including the installation of hay bales or silt fence.
- Sump pumps or vacuum trucks will be used to remove and dispose of any drilling fluids.

## 6.0 ABANDONMENT

- A. If corrective actions do not prevent or control releases from occurring into the water body, the HDD Contractor may opt to re-drill the hole along a different alignment or suspend the Project altogether. In either case, the following procedures will be implemented to abandon the drill hole.
- The method for sealing the abandoned drill hole is to pump thickened drilling fluid into the hole as the drill assembly is extracted, and using cement grout to make a cap.
  - Closer to the surface of the hole(s) (within approximately 10 feet of the surface), a soil cap will be installed by filling with soil extracted during construction of the pit and berms.
  - The bore hole entry location will be graded by the contractor to its original grade and condition after the drill hole has been abandoned.

CITY OF OWOSSO  
SPECIAL PROVISION  
FOR  
**WATER METER PIT, REM**

City of Owosso/GC

1 of 1

April, 2020

**a. Description.** Work consists of removing existing meter pits as required in the Contract Documents and as directed by the City of Owosso and Engineer. This work includes furnishing all labor, equipment, and material required for the excavation, removal, salvaging, disposal of removed materials, backfilling, and all related work necessary to complete the water meter pit removal.

**b. Materials.** The City of Owosso shall have right of refusal on all meter pit materials. All other material shall be properly disposed of off site by the Contractor.

**c. Construction.** The City of Owosso will remove the meter and meter transmission unit (MTU) from the existing meter pit and reinstall in the new meter pit. The Contractor shall not remove or handle the existing water meter or the meter transmission unit.

Remove all portions of the existing meter pit once the new meter pit is installed and in service. The City of Owosso will inspect and advise on the materials desired to be salvaged during the removal of the existing meter and meter transmission unit. Salvaged materials will be picked up on site by the City of Owosso.

**d. Measurement and Payment.** The completed work, as described, will be measured and paid for at the contract unit price using the following contract pay item:

<b>Pay Item</b>	<b>Pay Unit</b>
Water Meter Pit, Rem	Each

Water Meter Pit, Rem will be measured in place by the unit Each and will be paid for at the contract unit price per Each. The unit price shall include coordinating meter removal and installation with City of Owosso; excavation; removal and disposal; providing, placing, and compacting backfill; and salvaging existing materials as directed.

Installation of new or replacement meter pit shall be paid for as Supply & Install Meter Pit, Complete.

CITY OF OWOSSO  
SPECIAL PROVISION  
FOR  
**SUPPLY & INSTALL METER PIT, COMPLETE**

City of Owosso/GC

1 of 2

January, 2022

**a. Description.** Work consists of the installation of a new water meter pit or replacement of an existing water meter pit, as required in the Contract Documents and as directed by the City of Owosso and Engineer. This work includes furnishing all labor and equipment required for the excavation, installation, backfilling, and all related work necessary to complete the water meter pit installation.

**b. Materials.** Water meter pit materials are identified on the Typical Meter Pit Detail on the following page. The City of Owosso will provide all new materials for the installation of the meter pits. Contractor shall claim the value of materials on their taxes and shall pay a 6% use tax on the value of the materials.

**c. Construction.** Water meter pits are to be installed in lawn areas that are not subject to vehicular traffic. Construct meter pit in accordance with the Typical Meter Pit Detail. The City of Owosso will pull the existing meter from the meter pit to be removed and reinstall the meter in the new pit. The Contractor shall not handle or install the water meter or the meter transmission unit (MTU).

The City of Owosso may assist with the installation of meter pits.

Existing meter pits may be eliminated with the meter being reinstalled inside the dwelling if determined feasible by the City of Owosso. All meter installs will be completed by the City.

**d. Measurement and Payment.** The completed work, as described, will be measured and paid for at the contract unit price using the following contract pay item:

<b>Pay Item</b>	<b>Pay Unit</b>
Supply & Install Meter Pit, Complete	Each

Install Meter Pit, Complete will be measured in place by the unit Each and will be paid for at the contract unit price per Each. The unit price shall include verifying location of existing water service; notification of temporary service disruption; coordinating meter install with City of Owosso; picking up new materials from City of Owosso; excavation; bedding, installing meter pit; providing, placing, and compacting backfill; disposal of excess material; and adjustment of meter pit to finished grade. Materials shall be provided by City of Owosso at no charge to Contractor.

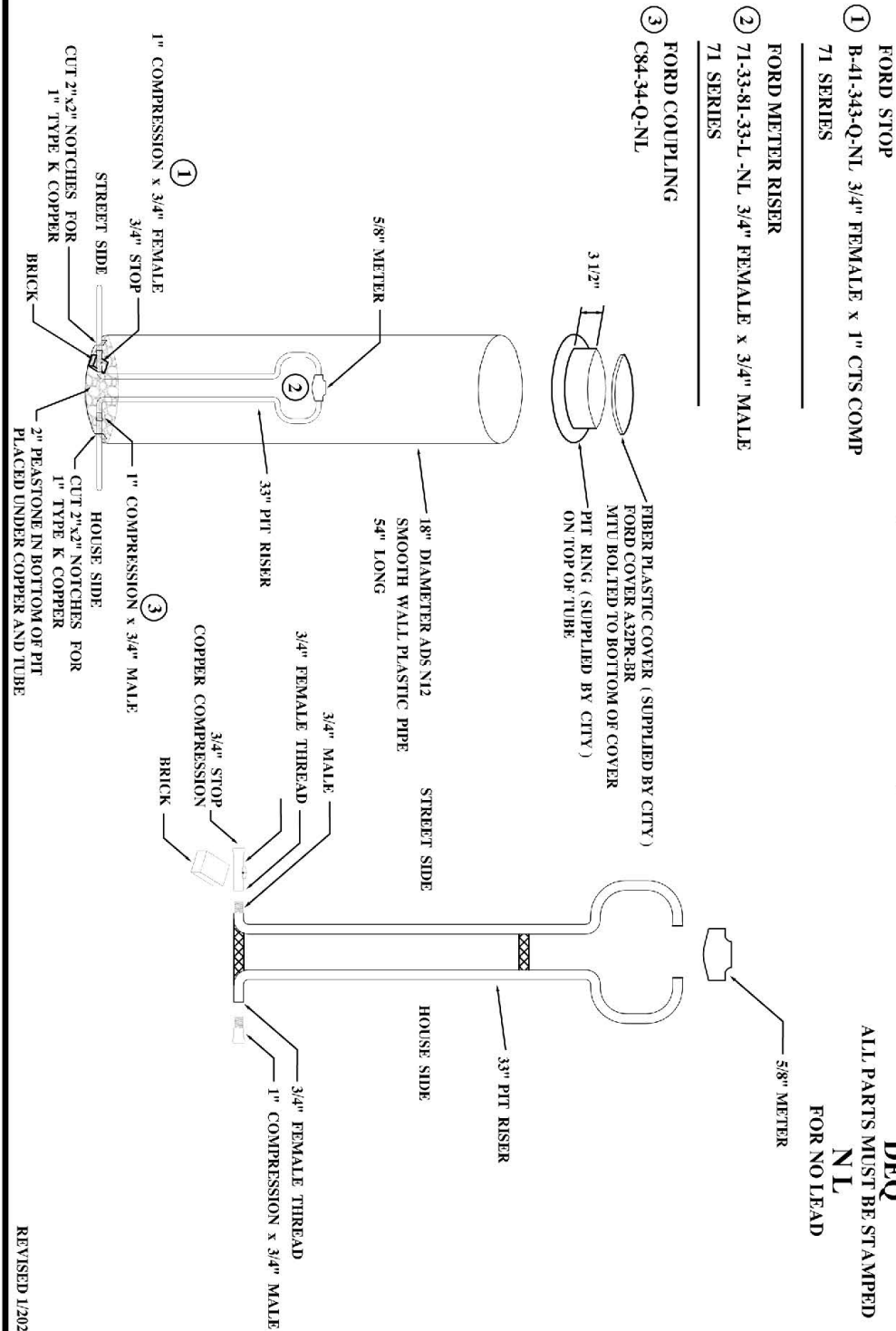
Removal of existing meter pit shall be paid for as Water Meter Pit, Rem.

# TYPICAL METER PIT DETAIL

NOT TO SCALE

1" COPPER: MAIN TO STOP 1" COPPER OR PEX: STOP TO HOUSE  
(NO GALVANIZED ALLOWED)

**DEQ**  
ALL PARTS MUST BE STAMPED  
N L  
FOR NO LEAD



REVISED 1/2022

CITY OF OWOSSO  
SPECIAL PROVISION  
FOR  
**TRACE WIRE**

City of Owosso/MM PO

Page 1 of 8

May, 2022

**a. Description.** Work consists of the installation of trace wire and access boxes on new water main, as required in the Contract Documents and as directed by the Engineer. This work includes furnishing all labor, materials, and equipment necessary to complete the installation of trace wire and access boxes.

**b. Materials.** All trace wire and trace wire products shall be domestically manufactured in the U.S.A. All trace wire shall be HDPE insulation intended for direct bury and be color coated per APWA standard for the specific utility being marked.

For open cut applications, trace wire shall be #10 AWG Copper Clad Steel, High Strength with minimum 450 lb. break load, with minimum 30 mil HDPE insulation thickness.

For directional drilling/boring applications, trace wire shall be #10 AWG Copper Clad Steel, Extra High Strength with minimum 1,150 lb. break load, with minimum 30 mil HDPE insulation thickness.

For pipe bursting/slip lining applications, trace wire shall be 7 x 7 Stranded Copper Clad Steel, Extreme Strength with 4,700 lb. break load, with minimum 50 ml HDPE insulation thickness.

All mainline trace wires must be interconnected in intersections, at mainline tees and mainline crosses. At tees, the three wires shall be joined using a single 3-way lockable connector. At Crosses, the four wires shall be joined using a 4-way connector. Use of two 3-way connectors with a short jumper wire between them is an acceptable alternative.

Direct bury wire connectors shall include 3-way lockable connectors and mainline to lateral lug connectors specifically manufactured for use in underground trace wire installation. Connectors shall be dielectric silicon filled to seal out moisture and corrosion and shall be installed in a manner so as to prevent any uninsulated wire exposure.

Non-locking friction fit, twist on or taped connectors are prohibited.

All trace wire termination points must utilize an approved trace wire access box (above ground access box or grade level/in-ground access box as applicable), specifically manufactured for this purpose.

All grade level/in-ground access boxes shall be appropriately identified with "water" cast into the cap and be color coded.

A minimum of 2 ft. of excess/slack wire is required in all trace wire access boxes after meeting final elevation.

All trace wire access boxes must include a manually interruptible conductive/connective link between the terminal(s) for the trace wire connection and the terminal for the grounding anode wire connection.

Grounding anode wire shall be connected to the identified (or bottom) terminal on all access boxes.

For service laterals on public property, trace wire must terminate at an approved grade level/in-ground trace wire access box, located at the edge of the road right-of-way, and out of the roadway.

For service laterals on private property, trace wire must terminate at an approved above-ground trace wire access box, affixed to the building exterior directly above where the utility enters the building, at an elevation not greater than 5 vertical feet above finished grade, or terminate at an approved grade level/in-ground trace wire access box, located within 2 linear feet of the building being served by the utility.

For hydrants, trace wire must terminate at an approved above-ground trace wire access box, properly affixed to the hydrant grade flange. (affixing with tape or plastic ties shall not be acceptable).

For long-runs, more than 500 linear feet without service laterals or hydrants, trace wire access must be provided utilizing an approved grade level/in-ground trace wire access box, located at the edge of the road right-of-way, and out of the roadway. The grade level/in-ground trace wire access box shall be delineated using a minimum 48" polyethylene marker post, color coded per APWA standard for the specific utility being marked.

Trace wire must be properly grounded at all dead ends/stubs.

Grounding of trace wire shall be achieved by use of a drive-in magnesium grounding anode rod with a minimum of 20ft of #14 red HDPE insulated copper clad steel wire connected to anode (minimum 0.5 lb.) specifically manufactured for this purpose and buried at the same elevation as the utility.

When grounding the trace wire at dead ends/stubs, the grounding anode shall be installed in a direction 180 degrees opposite of the trace wire, at the maximum possible distance.

When grounding the trace wire in areas where the trace wire is continuous and neither the mainline trace wire or the grounding anode wire will be terminated at/above grade, install grounding anode directly beneath and in-line with the trace wire. Do not coil excess wire from grounding anode. In this installation method, the grounding anode wire shall be trimmed to an appropriate length before connecting to trace wire with a mainline to lateral lug connector.

Where the anode wire will be connected to a trace wire access box, a minimum of 2 ft. of excess/slack wire is required after meeting final elevation.

The following products have been deemed acceptable and appropriate. These products are a guide only to help you choose the correct applications for your tracer wire project.

#### Trace Wire:

- Copper clad Steel (CCS) trace wire
- Open Trench – Copperhead #10 High Strength part # 1030-HS
- Directional Drilling/Boring - Copperhead Extra High Strength part # 1045\*EHS
- Pipe Bursting/Slip Lining – Copperhead SoloShot Extreme Strength 7 x 7 Stranded part # PBX-50

#### Connectors:

- Copperhead 3-way locking connector part # LSC1230\*
- DryConn 3- way Direct Bury Lug: Copperhead Part #3WB-01

#### Termination/Access Box:

- Non-Roadway access boxes applications: Trace wire access boxes Grade level Copperhead adjustable lite duty Part # LD14\*TP
- Concrete / Driveway access box applications: Trace wire access boxes Grade level Copperhead Part # CD14\*TP 14”
- Fire hydrant trace wire access box applications: Above ground two terminal with 1” conduit. Copperhead part # T3-75-F (Cobra T3 Test Station, denoting “F” includes mounting flange)

#### Grounding:

- Drive in Magnesium Anode: Copperhead Part # ANO-1005 (1.5 lb)

The following products and methods **shall not** be allowed or acceptable

- Uninsulated trace wire
- Trace wire insulations other than HDPE
- Trace wires not domestically manufactured
- Non locking, friction fit, twist on or taped connectors
- Brass or copper ground rods
- Wire connections utilizing taping or spray-on waterproofing
- Looped wire or continuous wire installations, that has multiple wires laid side-by-side or in close proximity to one another
- Trace wire wrapped around the corresponding utility
- Brass fittings with trace wire connection lugs
- Wire terminations within the roadway, i.e. in valve boxes, cleanouts, manholes, etc.
- Connecting trace wire to existing conductive utilities

**c. Construction.** Trace wire installation shall be performed in such a manner that allows proper access for connection of line tracing equipment, proper locating of wire without loss or deterioration of low frequency (512Hz) signal for distances in excess of 1,000 linear feet, and without distortion of signal caused by multiple wires being installed in close proximity to one another.

Trace wire systems must be installed as a single continuous wire, except where using approved connectors. No looping or coiling of wire is allowed.

Any damage occurring during installation of the trace wire must be immediately repaired by removing the damaged wire, and installing a new section of wire with approved connectors. Taping and/or spray coating shall not be allowed.

Trace wire shall be installed at the bottom half of the pipe and secured (taped/tied) at 5' intervals.

Trace wire must be properly grounded as specified.

Trace wire on all service laterals/stubs must terminate at an approved trace wire access box located directly above the utility, at the edge of the road right-of-way, but out of the roadway.

At all mainline dead-ends, trace wire shall go to ground using an approved connection to a drive-in magnesium grounding anode rod, buried at the same depth as the trace wire.

Mainline trace wire shall not be connected to existing conductive pipes. Treat as a mainline dead-end, ground using an approved waterproof connection to a grounding anode buried at the same depth as the trace wire.

All service lateral trace wires shall be a single wire, connected to the mainline trace wire using a mainline to lateral lug connector, installed without cutting/splicing the mainline trace wire.

In occurrences where an existing trace wire is encountered on an existing utility that is being extended or tied into, the new trace wire and existing trace wire shall be connected using approved splice connectors and shall be properly grounded at the splice location as specified.

A mainline trace wire must be installed, with all service lateral trace wires properly connected to the mainline trace wire, to ensure full tracing/locating capabilities from a single connection point.

Lay mainline trace wire continuously, by-passing around the outside of valves and fittings on the North or East side.

Trace wire on all water service laterals must terminate at an approved trace wire access box color coded blue and located directly above the service lateral at the edge of road right of way.

Above-ground tracer wire access boxes will be installed on all fire hydrants.

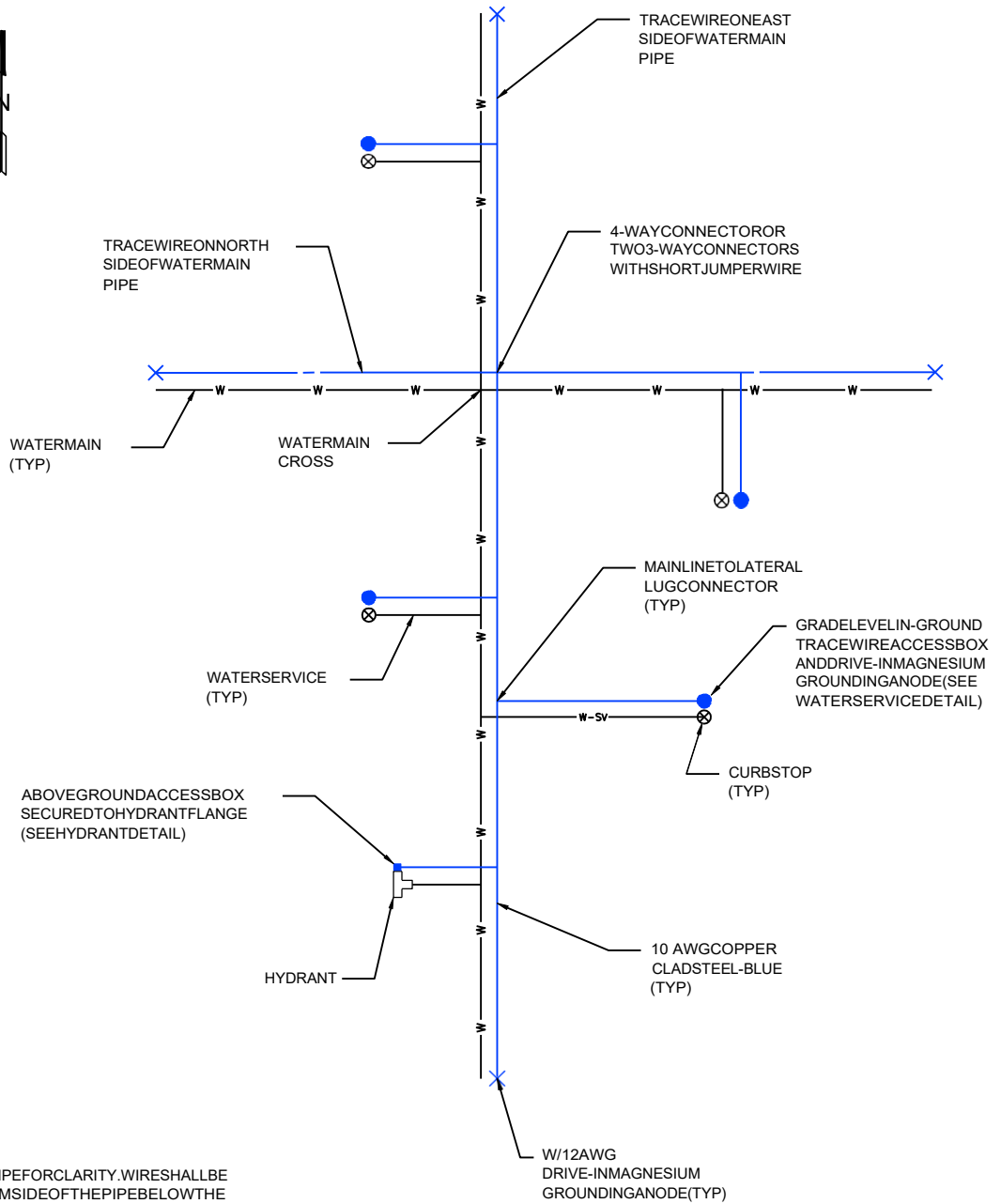
All conductive and non-conductive service lines shall include tracer wire.

All new trace wire installations shall be located using typical low frequency (512Hz) line tracing equipment, witnessed by the contractor, engineer and facility owner as applicable, prior to acceptance of ownership.

This verification shall be performed upon completion of rough grading and again prior to final acceptance of the project.

Continuity testing in lieu of actual line tracing shall not be accepted.

**d. Measurement and Payment.** All equipment, material, and labor required to install trace wire shall not be paid for separately but will be included in the costs for water main pay items.



**NOTES:**

1. WIRESHOWNAWAYFROMPIPEFORCLARITY.WIRESHALLBE INSTALLEDONTHEBOTTOMSIDEOFTHEPIPEBELOWTHE SPRINGLINE.THEWIRESHALLBEFASTENEDTOTHEPIPE WITHTAPEORPLASTICTIESAT5'INTERVALS.

**TRACEWIRE PLAN (WATER)**

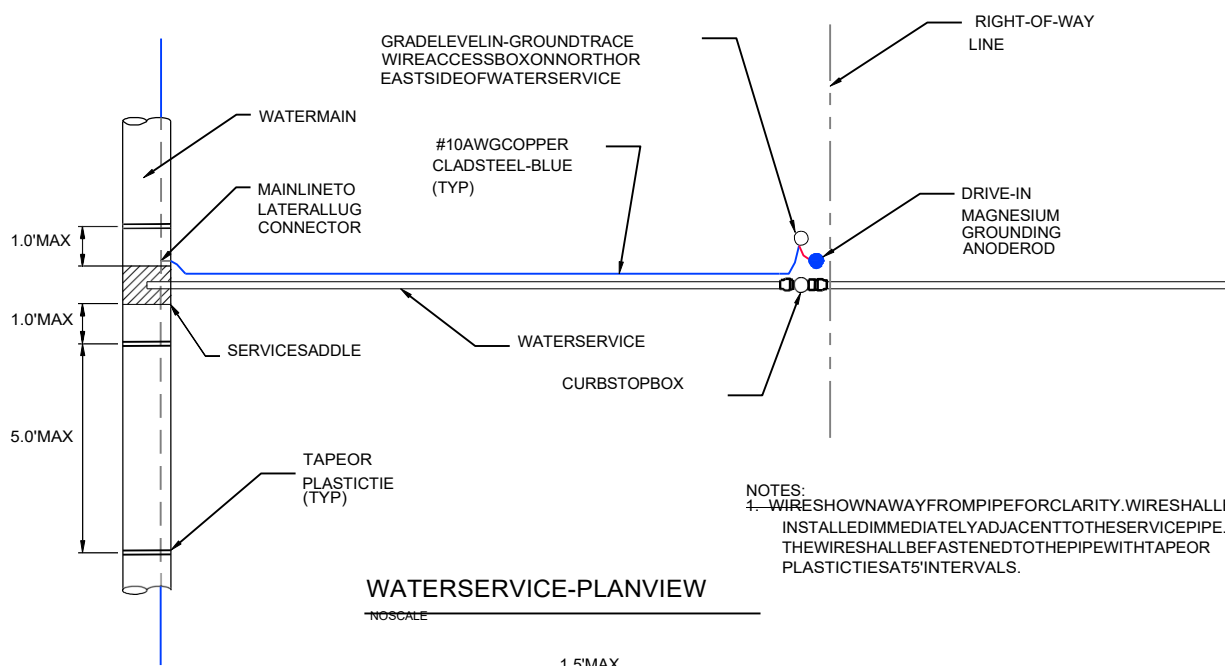
NOSCALE

MICHIGAN RURAL WATER ASSOCIATION  
STANDARD DETAIL

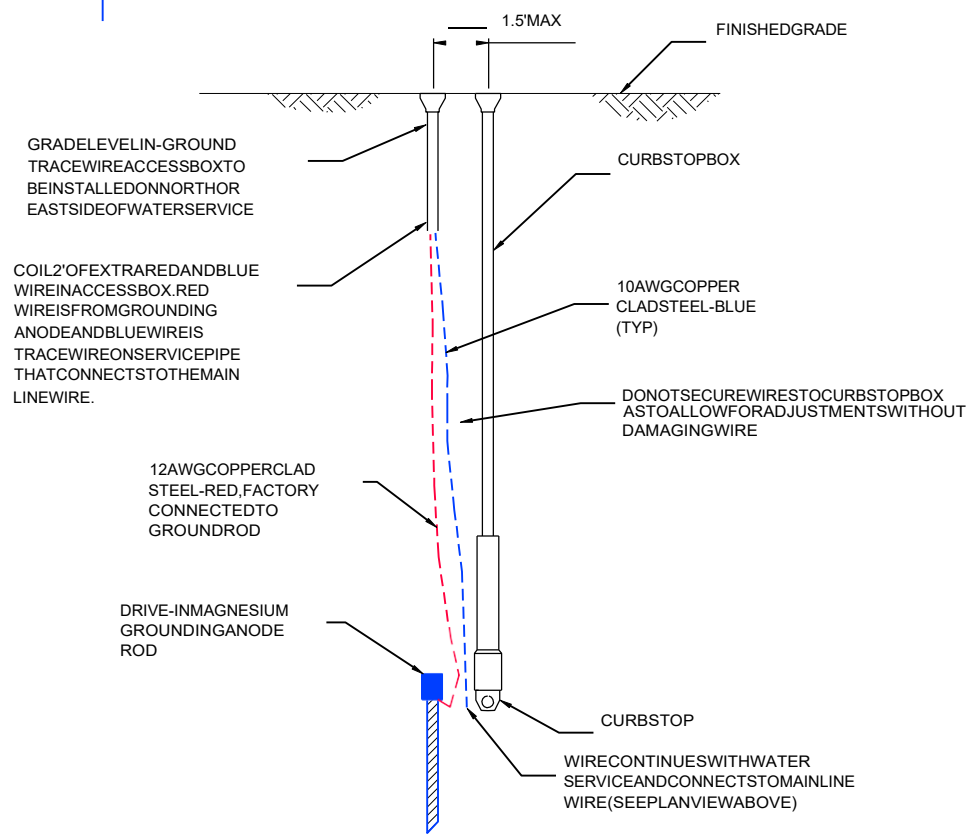


TRACEWIRE  
SAMPLE WATER PLAN

May, 2022  
6 of 8



**WATERSERVICE-PLANVIEW**  
NOSCALE

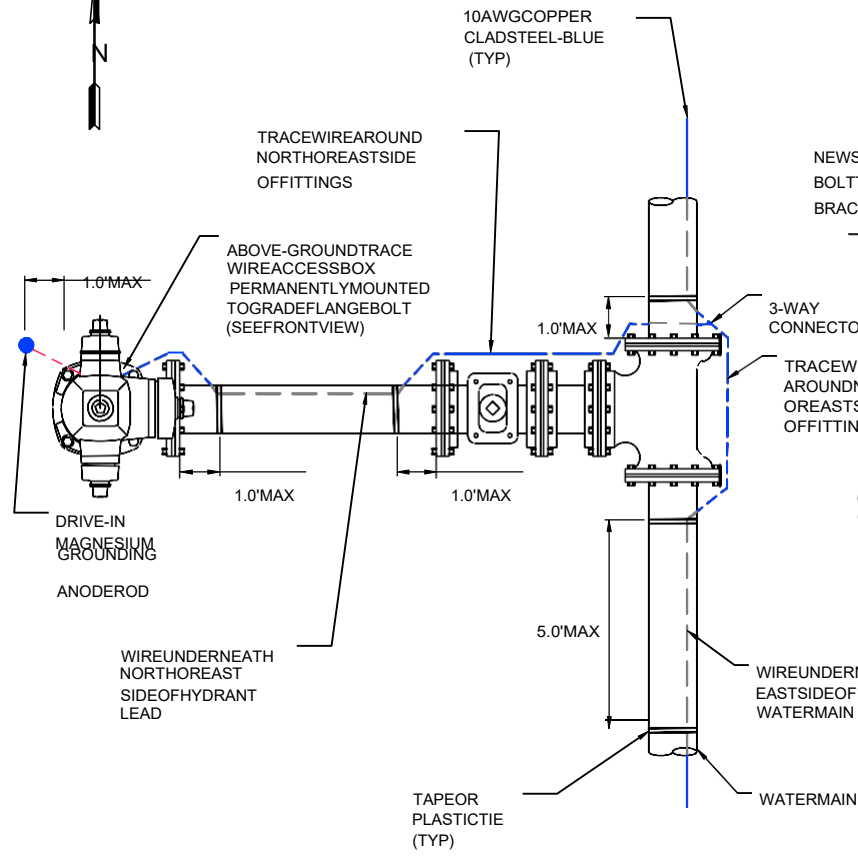


**WATERSERVICE-SECTIONVIEW**  
NOSCALE

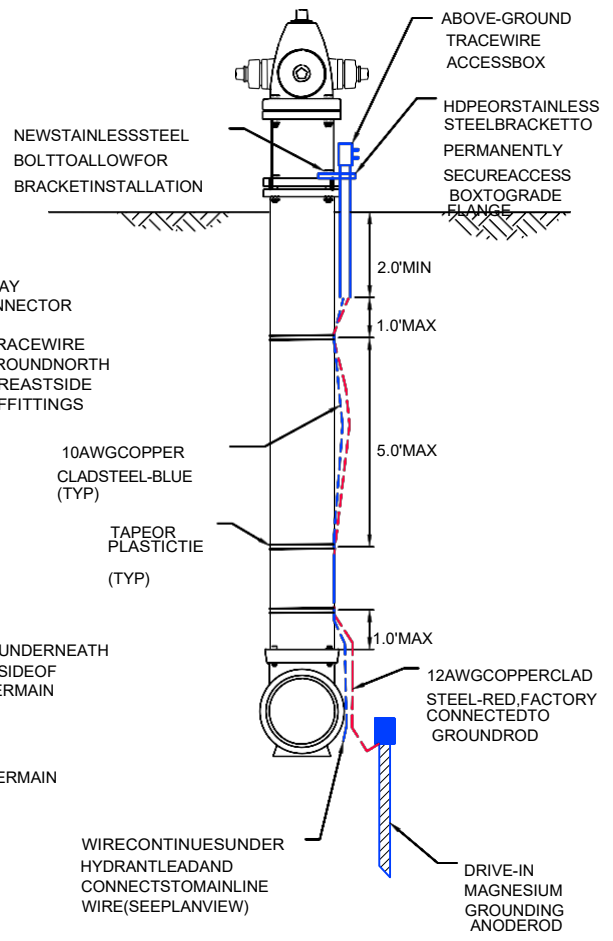


MICHIGAN RURAL WATER ASSOCIATION  
STANDARD DETAIL

TRACEWIRE  
WATER SERVICE  
DETAIL May, 2022



**HYDRANT-PLAN VIEW**  
NOSCALE



**HYDRANT-SECTION VIEW**  
NOSCALE



MICHIGAN  
RURAL WATER ASSOCIATION  
STANDARD DETAIL 8 of 8

TRACEWIRE  
HYDRANT DETAIL

CITY OF OWOSSO  
SPECIAL PROVISION  
FOR  
**CONCRETE PAY ITEMS**

City of Owosso/CW

1 OF 1

January, 2022

**a. Description.** This work shall be done in accordance with section 1004 of the MDOT Standard Specifications for Construction, except as modified herein. This special provision indicates the type of concrete mixture to be used for pay items related to curb and gutter, drive approaches, and sidewalks.

**b. Materials.** Cement content for Concrete, Grade 3500, shall be 564 pounds per cubic yard (6 Sack) for all concrete items, in accordance with Sections 1004 of the MDOT Standard Specifications for Construction. Concrete mix shall not include fly ash.

**c. Construction.** Construction of concrete related items including but not limited to curb and gutter, driveways, sidewalks, ADA ramps shall be done in accordance with the MDOT Standard Specifications for Construction, or as directed by the Engineer.

**d. Measurement and Payment.** Payment for the completed work for the various concrete pay items in this contract using a six full sack mix shall be included as part of their individual unit prices.